



# **Alice Springs Town Council**

## **Annual Report 2007 - 2008**

Cnr Todd St & Gregory Tce  
PO Box 1071  
Alice Springs NT 0871  
Phone: (08) 8950 0500  
Fax: (08) 8953 0558  
Email: [astc@astc.nt.gov.au](mailto:astc@astc.nt.gov.au)  
Web: [www.alicesprings.nt.gov.au](http://www.alicesprings.nt.gov.au)



# Alice Springs Town Council Annual Report 2007 - 2008

---

## Purpose of this Report

This report highlights the achievements and activities of the Alice Springs Town Council and includes the Financial Statements for the financial year ending 30 June 2008.

Council's performance is reported under the goals outlined in the 2007 - 2008 Business Plan including:

1. Economic
2. Community
3. Environment
4. Culture & Heritage
5. Organisation

While this report is primarily produced to satisfy statutory requirements, the report provides an overview for residents, clients, staff, the Department of Local Government and other interested parties.

---





## Vision

Alice Springs Town Council's vision is for a vibrant and growing community that embraces its cultural heritage, its unique identity and desert living environment.

## Mission

Through innovative leadership and good governance, Alice Springs Town Council will provide services to meet the present and changing needs of our community.

## Core Values

The Alice Springs Town Council will be recognised and appreciated by its residents and visitors as valuing:

- Strong Leadership
- Clear Communication
- Integrity
- Customer service
- Response and Contribution to the Community
- Transparency and Accountability

---

## Table of Contents

Mayor's Message	3
Chief Executive Officer's Message	4
The 10th Alice Springs Town Council	5
The 11th Alice Springs Town Council	6
Committee Representatives	7
Organisational Structure	8
Technical Services Structure	9
Corporate and Community Services Structure	10
Finance Structure	11
Council's Goals	12
Economic	13
Community	16
Environment	21
Culture & Heritage	26
Organisation	29
Financial Snapshot	33
Key Performance Indicators	36
Financial Statements	38





## Mayor's Message

I am very happy to be able to present the 2007/2008 Annual Report. The last financial year has certainly been one where we as a Council have been faced with many challenges. Alice Springs Town Council continues to move ahead as one of the most progressive and innovative local governments in the Territory.

The announcement that Alice Springs was successful in its bid to become a Solar City was certainly a highlight of the year, and will be a major driver for the development and uptake of Solar Energy initiatives in Alice Springs - Australia's Solar Centre. Alice Springs Town Council was the only Council in the country to play the lead proponent in the bid to become a Solar City, so the success in effect makes it both a first for Alice and a first for the country.

Throughout 07/08 Council remained dedicated to thinking smart and paving a bright future for Alice Springs and its residents. Landfill recycling initiatives have been implemented, and continue to be well supported.

The Todd Mall and CBD Redevelopment planning is well underway with communications continuing regularly between the NT Government, Council and the John Flynn Uniting Church. We aim to refresh our Mall and CBD, and create a more unifying scheme. The current design has issues in linking these areas together, and the redevelopment will offer a more integrated plan, allowing ease of access and improved navigation for locals and visitors alike.

As Mayor, I have been proud of the way people from the community have actively taken part in Council debates, and the way they have brought their own passionate issues and ideas forward through the public question times provided at the beginning of all Council meetings. It is through this type of sharing and input that we can better understand what is important to our local community.

I would also like to thank my fellow Aldermen for their ongoing support, both to me, and as a voice for the community of Alice Springs. Both the Aldermen and staff have delivered exceptional service to the Alice Springs community and I thank them for their resourcefulness and desire to achieve high quality outcomes. I am proud of our Council, our community, and our town, and am pleased to represent them as Mayor; both now, and into the future.

Damien Ryan  
MAYOR





## Chief Executive Officer's Message

The 2007/2008 financial year has once again been one of major achievements and developments for the Alice Springs Town Council.

As an organisation we continue to be one of the largest employers in Alice Springs, and we proudly continue to provide some of the best employment conditions in the Territory. I would like to acknowledge the outstanding efforts of our dedicated staff at Alice Springs Town Council. Our team contribute so much to Council and the community, and their hard work should always be recognised.

Some major achievements for Council from an organisational perspective include:

- Completion of the Todd River Re-channelling Project
- Becoming Australia's Solar City Centre
- Continued maintenance and development of our recreational parks and gardens throughout the municipality
- Successful Community Events including the Christmas Carnival, Night Markets and Harmony Day to name a few
- High levels of quality in-kind support to significant tourism events, including the Alice Desert Festival and major conferences
- Environmental awareness and wide-spread involvement through National Tree Day, Ride to Work Day, and landfill recycling initiatives

The achievements outlined within our Annual Report are testament to the commitment of our elected members to the Alice Springs community, combined with the hard work and vision of our dedicated Council staff.

I would also like to thank the Mayor and Aldermen for their tremendous efforts in representing the wider community of Alice Springs. Each year I am privy to influential and democratic debates within the Council chamber, and I always urge members of the community to take an active role in attending Council meetings to see how local government works for their local community.

The 2007-2008 Annual Report is a testament to the enthusiasm and dedication of His Worship the Mayor Damien Ryan and the Aldermen in providing the leadership to meet the needs of our community.

Rex Mooney  
CHIEF EXECUTIVE OFFICER





# The 10th Alice Springs Town Council

The Council is a democratically elected body comprising ten Aldermen and the Mayor. The elected members are Council's principal decision making body. Council Standing Committees meet on the second and third Monday of each month commencing at 5.15pm and the last Monday of each month at 6.30pm for its Ordinary Council meeting. Meetings are held in the new Civic Centre off of Todd Street, and are open to the public. All Aldermen and the Mayor stand for election every four years with the next election due in March 2008.

**Mayor Fran Kilgariff - (08) 8950 0525**

**Deputy Mayor David Koch - (08) 8952 4495**

**Alderman Marguerite Baptiste-Rooke - (08) 8953 2424**

**Alderman Geoff Bell - (08) 8952 4648**

**Alderman Samih Habib - (08) 8953 3105**

**Alderman Robyn Lambley - (08) 8953 2008**

**Alderman Jane Clark - (08) 8952 8090**

**Alderman Murray Stewart - (08) 8952 1335**

**Alderman Melanie van Haaren - (08) 8952 0201**

**Alderman Meredith Campbell - (08) 8952 4272**



*BACK LEFT TO RIGHT: Alderman David Koch, Alderman Meredith Campbell, Alderman Jane Clark, Alderman Murray Stewart, Alderman Samih Habib, Alderman Melanie van Haaren. FRONT LEFT TO RIGHT: Alderman Marguerite Baptiste-Rooke, Mayor Fran Kilgariff, Alderman Robyn Lambley. INSET: Alderman Geoff Bell.*

# The 11th Alice Springs Town Council

The Council is a democratically elected body comprising eight Aldermen and the Mayor. The elected members are Council's principal decision making body. Council Standing Committees meet on the second and third Monday of each month commencing at 5.15pm and the last Monday of each month at 6.30pm for its Ordinary Council meeting. Meetings are held in the new Civic Centre off of Todd Street, and are open to the public. All Aldermen and the Mayor stand for election every four years with the next election due in March 2012.

**Mayor Damien Ryan - (08) 8950 0525**

**Deputy Mayor Murray Stewart - (08) 8952 1335**

**Alderman Jane Clark - (08) 8952 8090**

**Alderman Samih Habib - (08) 8953 3105**

**Alderman Brendan Heenan - 0418 897 029**

**Alderman Liz Martin - (08) 8952 7161**

**Alderman John Rawnsley - (08) 8952 9611**

**Alderman Sandy Taylor - (08) 8950 4584**

**Alderman Melanie van Haaren - (08) 8952 0201**



*BACK LEFT TO RIGHT: Alderman Melanie van Haaren, Alderman Samih Habib, Alderman Brendan Heenan, Alderman Liz Martin. FRONT LEFT TO RIGHT: Alderman Sandy Taylor, Alderman Murray Stewart, Mayor Damien Ryan, Alderman Jane Clark, Alderman John Rawnsley.*

# Committee Representatives at 30 June 2008

Council decisions are made through a series of Council and Committee meetings. The Council and Committee structure for the year 2007-2008 is as follows. More information about Council meetings including meeting schedules, locations, agendas and minutes are available on Council's website [www.alicesprings.nt.gov.au](http://www.alicesprings.nt.gov.au)

## Council Standing Committees

### **Corporate and Community Services Committee**

Chairman Alderman Jane Clark

### **Technical Services Committee**

Chairman Alderman John Rawnsley

### **Finance Committee**

Chairman Alderman Brendan Heenan

## Council representation on other committees

### **Access Advisory Committee**

Alderman van Haaren

### **Alcohol Reference Panel**

Mayor Ryan

Alderman Stewart

### **Alice Springs Art Foundation**

Alderman Martin

### **Alice Springs Festival**

Alderman Martin

### **Alice Springs Town Council and Lhere Artepe Aboriginal Corporation (LAAC) Steering Committee**

Mayor Ryan

Alderman Rawnsley

Alderman Taylor

### **Alice Springs Town Council and Tangentyere Council Steering Committee**

Mayor Ryan

Alderman Heenan

Alderman Taylor

### **Alliance of Inlands Towns Group**

Mayor Ryan

### **Animal Welfare Advisory Committee**

Alderman van Haaren

### **Aquatic and Leisure Centre Project Team**

Mayor Ryan

Alderman Habib

Alderman Heenan

Alderman Rawnsley

Alderman Stewart

### **Aquatic and Leisure Centre Reference Group**

Mayor Ryan

Alderman Heenan

Alderman Rawnsley

Alderman Stewart

### **Australia Day Committee**

Alderman Stewart

### **Cemeteries Committee**

Alderman Habib

Alderman Heenan

Alderman Martin

### **Community Grants Committee**

Alderman Habib

Alderman Taylor

Alderman van Haaren

### **Council of the Ageing**

Alderman van Haaren

### **Development Consent Authority**

Alderman Heenan

Alderman van Haaren

### **Economic Development Committee**

Alderman Habib

### **Environment Advisory Committee**

Alderman Clark (chair)

Alderman Stewart

Alderman Rawnsley

### **"Girls at the Centre" Community**

Reference Panel

Alderman Taylor

### **Finance Sub-committee**

Alderman Habib

Alderman Heenan

Alderman Rawnsley

Alderman Stewart

### **Indigenous Education and Employment Task Force (IET)**

Mayor Ryan

### **Local Government Association NT**

Mayor Ryan

Alderman Clark

### **Local Government Association NT Executive**

Alderman Clark

### **National Local Government drug and Alcohol Advisory Committee**

Alderman van Haaren

### **NT Grants Commission**

Mayor Ryan

### **Outback Way Committee**

Mayor Ryan

### **Public Art Advisory Committee**

Mayor Ryan

Alderman Alderman Heenan

Alderman Martin

### **Solar Cities Executive Consortium Committee**

Mayor Ryan

### **Sports Facilities Advisory Committee**

Alderman Rawnsley

Alderman Taylor

Alderman Stewart

### **Tourism Central Australia**

Mayor Ryan

### **Tourism Events and Promotions Committee**

Alderman Heenan

Alderman Martin

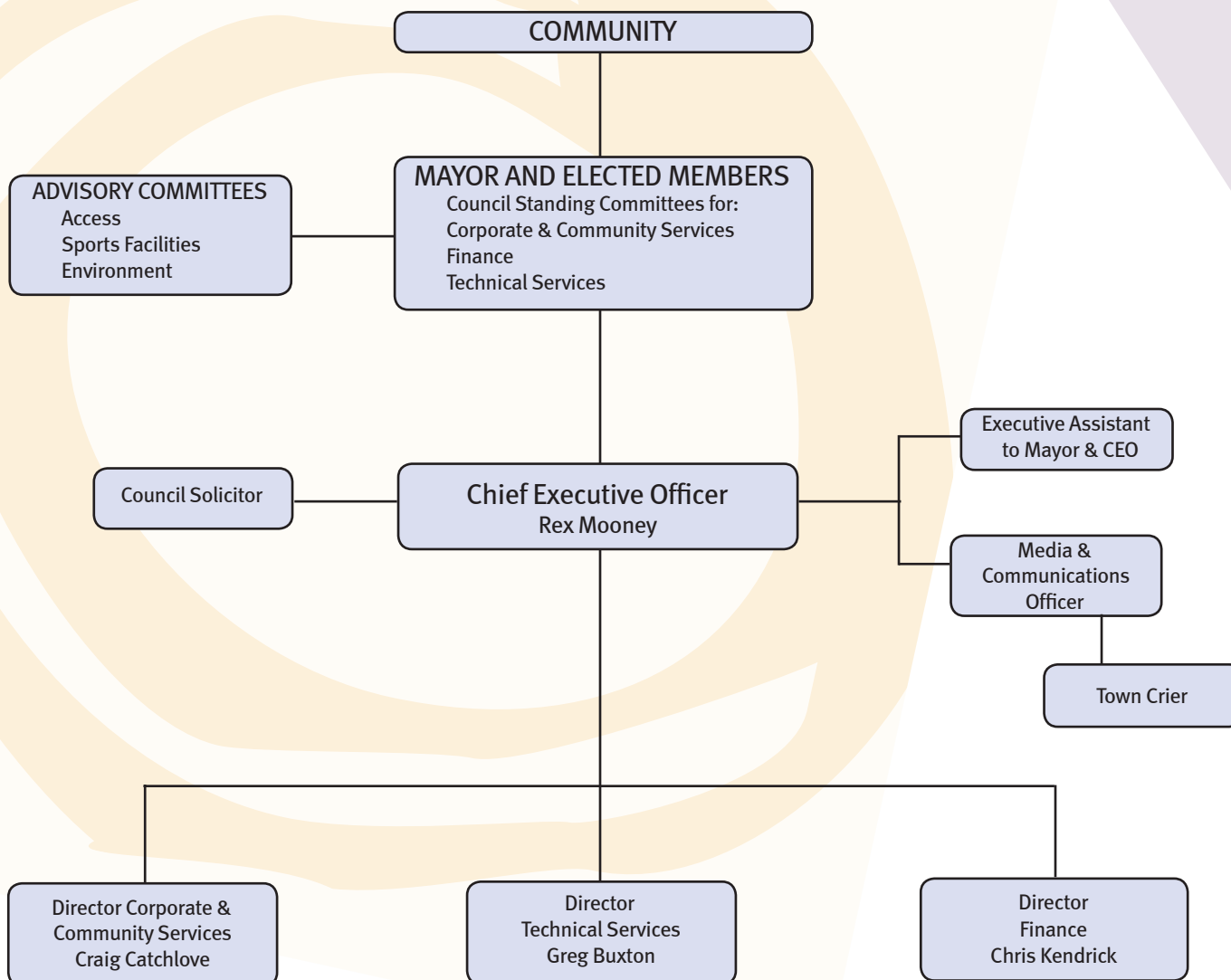
Alderman Stewart

### **Water Advisory Committee**

Alderman Stewart

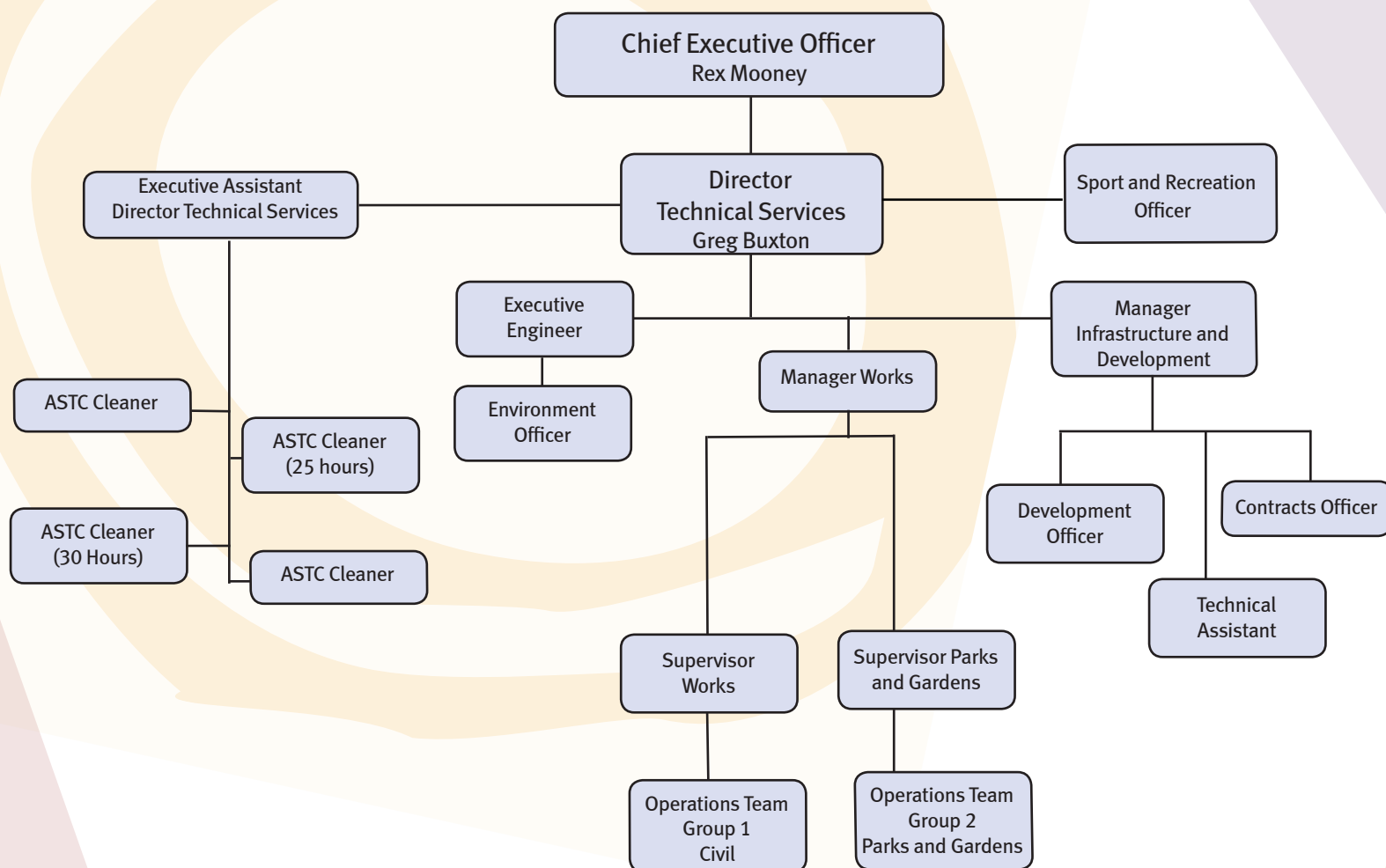


# Alice Springs Town Council 2007-2008 Organisational Structure



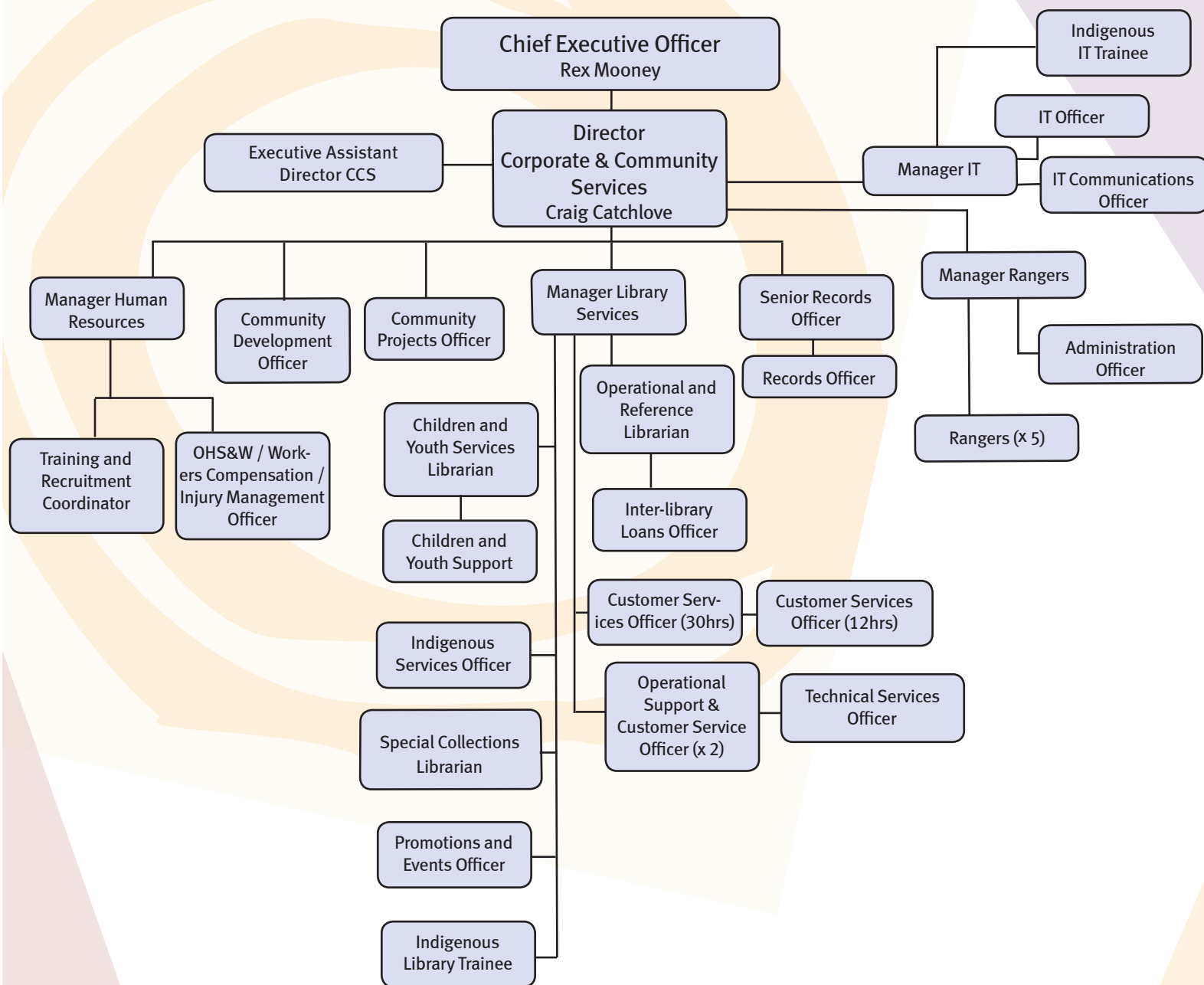
# Alice Springs Town Council

## 2007-2008 Technical Services Structure



# Alice Springs Town Council

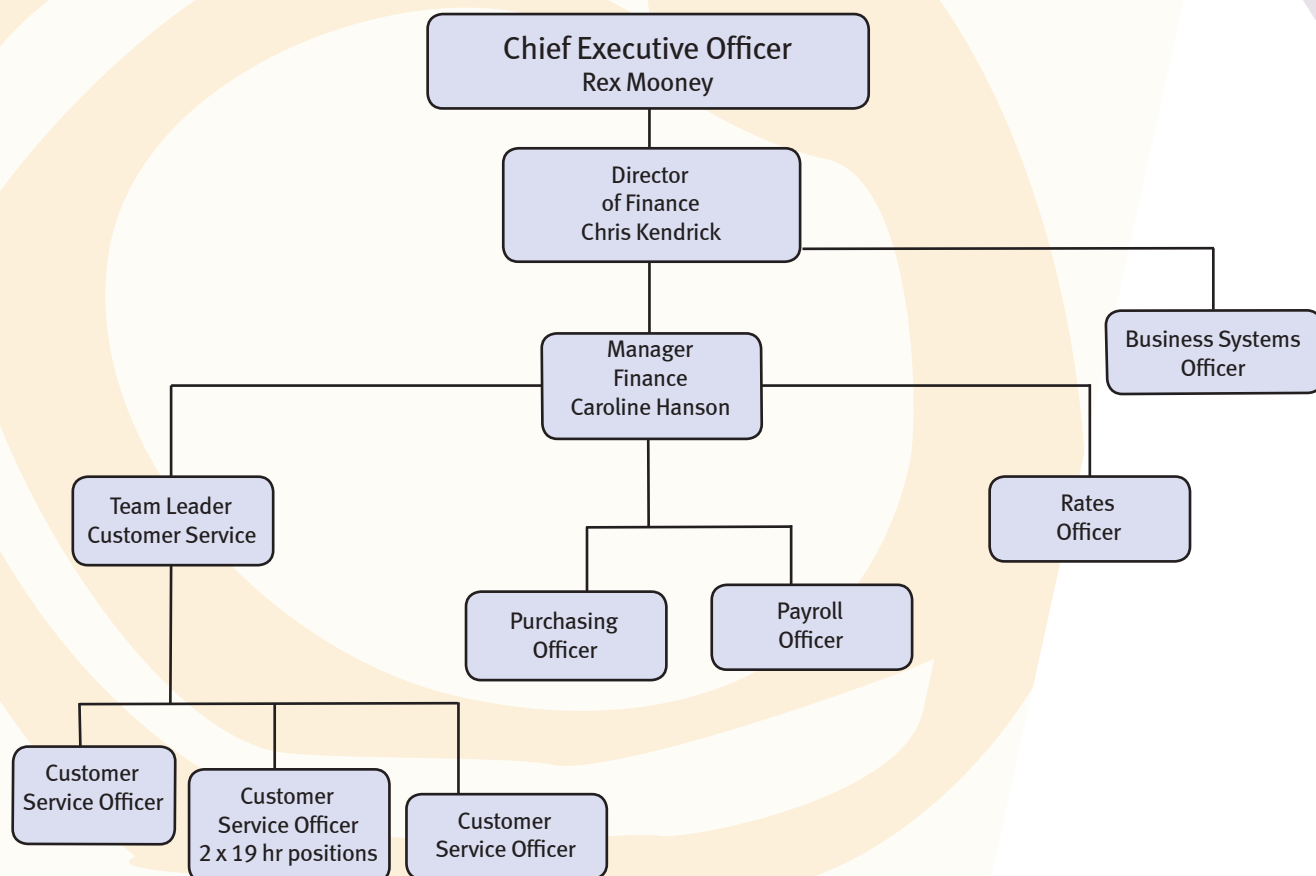
## 2007-2008 Corporate and Community Services Structure



# Alice Springs Town Council

## 2007-2008 Finance Structure

---







# Council's Goals

---

The Alice Springs Town Council's Annual Report is divided into five goals:

## 1. Economic Goal:

A growing and dynamic economic base underpinning strong employment.

## 2. Community Goal:

A united, supportive and healthy community.

## 3. Environment Goal:

To lead Australia in the management of its arid land natural resources.

## 4. Culture & Heritage Goal:

A community proud of its indigenous heritage and pioneer history.

## 5. Organisation Goal:

An organisation dedicated to good governance, effective leadership & provision of high quality services.

---



# 1. ECONOMIC

**GOAL: A growing and dynamic economic base underpinning strong employment**

## Solar Energy: a force to be reckoned with

The excitement was evident on Monday 10th March 2008, as 400 Alice Springs residents cheered when Federal Environment Minister Peter Garrett launched Alice Solar City.

The \$37 million, six year project is part of the Australian Government's Solar Cities initiative and aims to explore how technology, behavioural change and new approaches to electricity pricing can combine to provide a sustainable energy future for Australia. Elements include residential, commercial and large scale solar trials.

The Alice Springs Solar City Consortium represents broad community support, with the Alice Springs Town Council as lead agent. In the six months since its launch, over 350 residents have signed up to be part of Alice Solar City and General Manager Brian Elmer says he has been greatly encouraged by the interest so far. "Our recent research has shown that over 70% of Alice Springs residents believe that it is up to the individual to make a difference."

Solar Cities are working to a target of completing 600 energy surveys over the next year and are well on their way to achieving that goal. Residents can visit the Smart Living Centre on Todd Street to sign up for a free home energy survey, after which they will receive a personalized energy saving report. They can then choose from a range of financial incentives to assist them on their way to becoming an energy champion.

There are incentive vouchers for activities such as painting the roof white, servicing evaporative air-conditioners, and installing efficient lighting, tinted windows, double glazing or insulation.

There are also incentives to install residential photovoltaic (PV) solar electricity systems, solar hot water systems, and smart meters to monitor household energy use.

Incentive vouchers to the value of \$350,000 have been issued to participants so far – if every resident actions their vouchers, this will inject over \$1 million to the local economy.

On 29 May 2008, the Alice Solar City Commercial Services program was launched. Alice Springs businesses can now access incentives to assist in reducing their energy consumption. Energy incentives range from \$5000 to \$50,000 to help business owners install energy efficient measures such as lighting upgrades, insulation and solar hot water systems.

The commercial and public sectors are integral to the success of Alice Solar City, as they consume over 50% of Alice Springs' power. Businesses are able to take advantage of a free walk-through energy survey at their commercial premises, to identify and discuss energy efficiency opportunities. They can then receive a tailored energy saving report.



Alice Springs. Australia's Solar Centre.



GOAL: A growing and dynamic economic base underpinning strong employment ...

## Community Events: An Economic Plus

Council is a proud supporter of key community events unique to Alice Springs. Throughout the 2007/08 financial year Council provided fundamental support to a number of valuable local events through cash assistance and in-kind support.

These events bring thousands of tourists to Central Australia annually, and significantly boost the local economy. Council's Tourism, Promotions and Events Committee continues to review and make recommendations back to Council regarding event support and sponsorship requests.

Key events supported and committed to during the 2007/08 financial year include:

- 2008 Finke Desert Race
- 2007 Alice Springs Show
- 2007 Alice Desert Festival



## Conferences of Benefit

Council has been proud to support and underpin several important conferences in Central Australia throughout the previous year, and is committed to aiding in future significant events.

Conference delegates and organisers contribute positively to the Alice Springs community and economy, and key strategic events continue to showcase Central Australia on a national and international level.

Key conferences supported by Council include the June 2008 launch of General Network Practice Network NT, with further support planned in the 2008/09 year through the August 2008 Art at the Heart Regional Arts Australia Conference, and September 2008 Australian Library and Information Association's Biennial Conference 'Dreamin 08', hosted by the Alice Springs Public Library.





## Council Welcomes Tiger Airlines

Alice Springs Town Council welcomed the news from low-cost flight carrier Tiger Airlines when they announced that Alice Springs will have access to three direct lunch time flights to Melbourne starting in December 2007.

Alice Springs Town Council has had a long term vision to see the number of interstate and international airline passengers to and from Alice Springs increase, and Tiger Airlines commitment to the community is a step in the right direction.

“For a long time Council has felt that Alice Springs would be an ideal home for Tiger Airlines, as it is about two hours from all major cities and we don’t have the night time traffic curfews that exist in the Eastern states,” said former Mayor Fran Kilgariff.

“Hopefully we will see an increase in visitors to Alice Springs and Central Australia through the new flights, which in turn will obviously help boost the overall economy of the entire community,” said former Mayor Kilgariff.

“Tiger Airlines’ flights from Alice Springs to Melbourne will also be of great benefit to people in our community who will now have access to competitive flight prices to Melbourne,” said Mayor Kilgariff.

In the year preceding the announcement Alice Springs Town Council representatives met regularly with the Alice Springs Airport representatives and Government representatives assigned to increase airline passenger numbers to the NT to work toward this common goal.

“This is a positive outcome for all parties involved, and shows the strength Government and non-government partnerships that work for the benefit of the entire community,” said former Mayor Kilgariff.

Since the successful uptake of its initial Alice Springs-Melbourne flights, Tiger Airlines has announced plans to introduce flights between Adelaide and Alice Springs from March 2009.

## Development Consent Authority: Council asks for Change

On Thursday 5 June 2008 Mayor Damien Ryan publicly announced the Alice Springs Town Council’s desire to change arrangements relating to ASTC nominated DCA representatives, at a Planning Forum held in Central Australia.

The Development Consent Authority (DCA) is established under section 82 of the Planning Act. Further details can be found on the NT Government website, including meeting dates and current members. Currently, the Alice Springs Town Council nominates two members, and one alternate, to sit on the DCA, but representatives are recognised as individuals. Council is seeking to change these arrangements so that nominees for the DCA are formally recognised as Alice Springs Town Council representatives.

The aim is to facilitate free discussion between the DCA and Alice Springs Town Council. Council has no other strategic planning role except the DCA, and Mayor Damien Ryan utilised the Planning Forum to highlight the importance of this function. “The Mayor and Alice Springs Town Council are seeking amendments that will allow representatives to take messages from council to the DCA forum and for messages from the DCA to flow back to Council,” said Chief Executive Officer Rex Mooney.





## 2. COMMUNITY

**GOAL: A united, supportive and healthy community**

### Youth Forum

Mayor Damien Ryan and the Alice Springs Town Council held a Youth Forum on Tuesday 17th June 2008, from 9.00am – 3.00pm, at the Council Civic Centre on Todd Street.

Youth from all over the Alice Springs region were invited to attend through their schools, organisations, contacts, and various clubs and groups. The aim was to facilitate friendly discussions with youth who represent a broad spectrum of the community.

Council believes that to successfully implement plans for young people, they must operate through the minds of young people themselves.

The forum included group discussion, small group 'breakout' sessions, a town planning debate, and time for small group reports and whole group feedback. The Youth Forum's facilitator, Coralie Boyd, then compiled a report summarising the main activities and discussion topics for the day, which was submitted to Council for consideration.



### Vibrant Night Markets

The Alice Springs Town Council holds monthly Night Markets from August - December each year, culminating in the lively Christmas Carnival. The markets feature stallholders from all walks of life - from local businesses to community groups, sports clubs, church groups, buskers, and budding entrepreneurs.

Vibrant Night Markets are a free family-friendly community event, always packed with activities and live entertainment for people of all ages. The Markets are held in the Todd Mall from 5 - 9pm on one Thursday night of each month in the second half of the year, until the Christmas Carnival, which is held on a Friday night in mid-December.



Every year the Christmas Carnival gives the entire community the chance to come together and celebrate the festive season, and the 2007 event promoted peace and tolerance among Alice Springs residents and visitors. Each year sees new and exciting adventures in the dedicated Children's area, with the innovative 'Wacky Hairdo' offer at the 2007 Carnival proving extremely popular among pint-sized residents - and set for production expansion at the 2008 event.

GOAL: A united, supportive and healthy community...



## **“An Invitation for Change”**

### **Community Awareness Campaign**

On Sunday 29 July the community awareness campaign “An invitation for change” was launched on local television. The campaign ran for several months and invited everyone to play a part in creating positive changes for Alice Springs. The development of the campaign followed a firm commitment made by the Alice Springs Town Council at a Community Leaders Forum held in May 2007, and was subsequently backed by the support of the NT Government and Imparja Television.



“The campaign is being released in conjunction with the NT Government’s rollout of the Dry Town Legislation, however our campaign focuses more on the need for everyone to respect our town and take responsibility for community safety Alice Springs,” said former Mayor Fran Kilgariff. The campaign included a series of three 30 second commercials, aimed at engaging with a large cross-section of the Alice Springs community - both residents and visitors.

Council also ran a simultaneous radio campaign in remote communities to reiterate the key messages from the television campaign. Key spokespeople in the advertisements included former Mayor Fran Kilgariff, Aboriginal Community Police Officer Phillip Alice and popular local band “The Moxie”.

## **Library the Place for ‘Happy Little Vegemites’**

The Alice Springs Public Library will be part of the new early childhood initiative called the Vegemite Little Aussie Reader Program. Parents and caregivers of children up to five years old can visit the library and pick up a unique Vegemite Little Aussie Reader Scrapbook free of charge.

The interactive resource is designed to help and encourage parents to read aloud to their children from infancy. The Alice Springs Public Library hopes Alice Springs families will make sure they take the time to come in and collect this free and useful resource.

“Some of the things parents will find in the free Vegemite Little Aussie Reader Scrapbook include tips on reading aloud to children, age appropriate book lists to help parents select books, sections to record family memories and words and actions to nursery rhymes, clapping and action songs,” said former Mayor Fran Kilgariff.

The initiative is being supported by 1700 public libraries across Australia, and over 360,000 scrap books have been distributed nationally. Participating libraries and child care centres will also receive other resources on topics including language development, reading aloud, suggested activities based on books as well as additional online information each month.

The development of the Vegemite Little Aussie Reader program has been assisted by the Australian Government through the Australia for the Arts, as well as being enthusiastically supported by the Northern Territory Public Library and the Public Libraries networks.

GOAL: A united, supportive and healthy community...





## Ride to Work Day

Alice Springs Town Council encouraged the community to “get on their bikes” and take part in the first ever National Ride to Work Day on Wednesday 17 October 2007. Council hosted a free breakfast from 6.30am to 9am on the day to celebrate.

The free Ride to Work Day community breakfast was held on the Civic Centre lawns on the corner of Stott Terrace and Todd Street for all participants in Australia’s biggest active workplace event.

This included a live radio broadcast from ABC radio’s Stewart Brash, the host of the Breakfast Show. There was also information and stalls on cycling safety and healthy lifestyles for people to access through the Alice Springs Cycling Club, the Baker Heart Research Institute and local bike shop displays.

Both regular and first-time riders in Alice Springs were urged to join the first National Ride to Work Day, and make sure they use pedal power to get to work. Council promotes cycling as a healthy, efficient and cost effective way to get to work.

Council encouraged everyone to get together with their colleagues and ride to work as a team, or meet at the event to enjoy the healthy breakfast in a social environment. Not only will increased cycling create a healthy, active and social community, it will also provide environmental benefits for the whole town.

The event, which was a combined project of the Alice Springs Town Council and the Alice Springs Cycling Reference group members, was all about encouraging cycling in the community.

Alice Springs Town Council will also launched the release of a new brochure “Cycling in Alice Springs – a community guide to cycling safety and sharing our roads”. The brochure highlights cycling benefits, with Alice Springs specific data as well as information on the responsibilities of cyclists and motorists when sharing the roads.

Alice Springs Town Council is proud to support the ever-growing cycling community, and is thankful to all those who partnered with Council to bring this event to life.





## Changes in place to deal with abandoned vehicles

In 2007 the Alice Springs Town Council reviewed its removal of abandoned vehicles procedures, following recent fire damage caused to abandoned vehicles in Alice Springs.

The new procedures are based on strict compliance with Territory Traffic Regulations and it is hoped that earlier removal of abandoned vehicles will prevent subsequent damage from occurring.

All vehicles that are left in hazardous places or deemed to be illegally parked, whether they be registered or unregistered, are now immediately removed.

Previously all registered vehicles not left in a hazardous area, regardless of whether they were parked legally or not, were given a lengthy seven day grace period, and unregistered vehicles were given 24 hours.

Under the amended procedures, a legally parked registered vehicle can still remain there for seven days before removal, however an illegally parked registered vehicle will now be given a 24 hour grace period in accordance with Territory Traffic Regulations, instead of the former seven days.



Another major change means any unregistered vehicle, regardless of whether it is legally or illegally parked, will now be removed immediately.

Council felt earlier removal practices would lessen the damage done to cars left in public spaces, and would decrease the detrimental effect this type of vandalism can have on the perceptions of both residents and visitors.

The changes also mean that owners of vehicles left in public spaces can be spared major financial losses if their vehicle were otherwise subject to vandalism and arson.

The renewed abandoned vehicles procedures continue to be effectively enforced by Council's Ranger team, part the Corporate and Community Services department.

Council continues to charge a release fee to owners of impounded vehicles, which goes toward recovering towing costs involved with the removal of the abandoned vehicle.

## Community Insight into Local Government

Since October 2007, the Alice Springs Town Council has given the entire community the opportunity to gain an insight into Local Government by making sound recordings of each Council and Committee meeting available for download through Council's website.

The recordings have been made available for download through the use of innovative recording technology in the new Civic Centre Chamber, and mean people can access the recordings in their own time. Recordings are publicly accessible within 48 hours of a meeting for around two months.





## Aquatic Centre: Making a Splash

Stage 1 of the Aquatic and Leisure Centre works, the outdoor components, will be ready for the 2008/09 Alice Springs swim season, and will play host to hundreds of swimmers competing in events at the Alice Springs Masters games in October 2008.

The new Aquatic and Leisure Centre is the largest capital works project ever undertaken by the Alice Springs Town Council. Stage 1 of the construction works includes a new learn-to swim pool, a new paddle pool, and the draining and reviatlisation of the existing outdoor 50 metre pool.

Council's Director Technical Services Greg Buxton is pleased with the project.



"This is the first stage of a three stage program that will deliver Alice Springs an exciting aquatic and leisure centre that will be one of the most modern facilities available in Australia," Mr. Buxton said. He said "It will include many environmental considerations and leading edge technology, specifically in plant and filtration systems".

## CCTV a Community Success

The installation of CCTV cameras has successfully reduced antisocial behaviour in Todd Mall. A joint initiative between the Alice Springs Town Council, NT Police, and the NT Government, the CCTV camera surveillance system has been in operation for nearly six months.

Council's Chief Executive Officer Rex Mooney said the CCTV system had proven a success. "Antisocial behaviour has decreased throughout the Mall since the installation of the CCTV system," Mr Mooney said. "The proven success of this system has prompted Council to approach the NT Government for funding to increase the current network," Mr Mooney said.

The CCTV camera surveillance system has been in operation since April 2008.

GOAL: A united, supportive and healthy community...

### 3. Environment

**GOAL: To lead Australia in the management of its arid land natural resources**

#### Cash for Cans: a Recycling Success

From Monday 29 October - Thursday 20 December the people of Alice Springs enthusiastically recycled cans, thanks to a program run by the Alice Springs Town Council.

Centralians were able to bring in their cans for recycling at 5 cents each, as a result of Alice Springs Town Council receiving a \$10,000 grant through the Environment Grants Programme to undertake a can recycling programme. The program was extended via another \$10,000 cash injection from Council's own funds.

This initiative was part of a waste management and resource recovery program being initiated by Council. Territory Metals provided collection bales and collected them from Council once they were full. Alice Springs Town Council has looked into various ways to encourage recycling in Alice Springs over the years, and the receipt of this grant has allowed people in the community be rewarded for thinking green.

Since the Cash for Cans initiative was a one off funding grant, the recycling could only continue for as long as the grant money would allow. Council received \$1.00 per kilogram for the cans during the project, and this money was injected back into the program to keep it running as long as possible.

The programme received great community support, and Council extends its thanks and appreciation to everyone in Alice Springs who became involved in the project. The positive feedback received and the community support for the can recycling program was been overwhelming. "Every day people were bringing in their cans – sometimes only a few at a time, and other times up to 500 at a time. At the beginning of December, over \$16,500 had been paid out in can refunds to the community," said former Mayor Kilgariff.

#### Waste Management

Council continued to provide a weekly domestic refuse collection service to all ratepayers within the rural, residential, commercial and industrial areas. To complement that service Council provides two pruning removal service rounds per year for aged pensioners. This is a free service for pensioners who would like green waste and prunings removed from their properties. Council also provide free residential green waste drop off at its Landfill site on Commanage Road, available to Alice Springs residents at any time during the landfill's operational hours.

Council continue to provide a free domestic hazardous waste drop off on the first Sunday of every month between 10am and 2pm. The drop off is located at the hazardous waste compound near the weighbridge on Commanage Road. Residents can dispose of up to five litres of oil and small domestic quantities of insecticides, weed killers and other hazardous chemicals.



GOAL: To lead Australia in the management of its arid land natural resources...



## Council gets behind National Tree Day

The 2007 National Tree Day was being celebrated in Alice Springs on Sunday 29 July. Alice Springs Town Council together with local organiser and major sponsor, Peter Kittle Motor Company, supported the event and encouraged willing volunteers to come down on the day and help do their part for the environment.

“This year 500 native trees and shrubs will be planted at Finlayson Park off of Finlayson Street with the aim of beautifying, revegetating and providing shade in this popular local park,” said former Mayor Kilgariff. Alice Springs Town Council supported National Tree Day by supplying the 500 native trees and shrubs, irrigation supplies, mulch and Council staff to prepare the site long before the day, and remain on hand and helping out throughout the event.

“Alice Springs Town Council is always proud to support National Tree Day. Planting native trees in Alice Springs is a great way to ensure that adequate habitat is provided for our native wildlife,” said former Mayor Kilgariff.

There is a major emphasis being placed on the preservation and protection of our environment at a global scale, and National Tree Day forms part of this effort. It’s also an important way that residents can contribute to the environment and help fight climate change at a community level.

The day included entertainment for children, with Yamba the Honey Ant, Ima Safety House, balloons and face painting, aimed at making National Tree Day in Alice Springs an enjoyable activity for the whole family. Refreshments and a free BBQ were also provided, along with all equipment required for volunteers there to help plant trees.



### Community keen to help “Clean Up”

Every year hundreds of thousands of Australians take part in Clean Up Australia Day, and the Alice Springs Town Council encouraged the community to join in on Sunday 2 March 2008.

Council waived fees for participants in Clean Up Australia Day to deliver domestic and green waste at the Alice Springs Landfill and Green Waste Processing Facility on Commonage Road.

Many community members used this as an incentive to get out in the community and be a part of Clean Up Australia Day in Alice Springs. Clean Up Australia Day is firmly entrenched in the Alice Springs calendar. It is an apolitical, non-profit community campaign in which everyone can participate.

GOAL: To lead Australia in the management of its arid land natural resources...



## Cemeteries

Council maintains three cemeteries, the Stuart Memorial Cemetery, the Memorial Cemetery (both of which are closed) and the Garden Cemetery, an attractive Cemetery on the southern outskirts of the town, and the only cemetery currently in use.

The Alice Springs Garden Cemetery offers a range of interment options including lawn sections, general traditional, niche wall, rose gardens and native garden areas.

## New Vacuum Sweeper Excels

Council has made sure the new mini-LitterBoss vacuum sweeper sees its fair share of action. First put to use in February 2007, the new machine was purchased to help cope with the notable increase in glass and litter since the introduction of the Alice Springs Liquor Supply Plan.

The mini-LitterBoss vacuum sweeper is different to other street and path sweepers, which can only brush debris such as litter and glass to the side of paths, because it actually sweeps material underneath the machine and vacuums it up into a collection hopper.

The decision to purchase the new machine came after public safety issues became a growing Council and community concern surrounding the increase in glass on Alice Springs paths and in public spaces.

It is obviously a very versatile machine, and Council is very pleased with the investment. As well as serving its primary purpose on our paths, it has also proven useful for cleaning up parks, ovals and facilities after major functions and events.

The LitterBoss is a very compact machine, and picks up materials such broken glass, soda cans, cigarette butts and leaves without difficulty from sidewalks, curbs, bicycle paths and parking lots.

Council is very pleased be able to share this machine with the community, and is proud to continue leading the way in innovative and effective measures to deal with the environment all community members share.







## Environmental Expenditure Increased

Council's Business Plan, for a four year period, was prepared during the final months of the 2008 financial year. The Plan was prepared with reference to Council's overall strategic plan and goals, the maintenance of core services, and recommendations received from the community, Aldermen, and Officers.

Elected members of the 11th Alice Springs Town Council felt strongly that a responsible budget which embraced forward planning and environmental initiatives would pave the way to successfully serving Alice Springs community.

The Business Plan provides budget estimates that will deliver a wide range of services to the Alice Springs community, including new environmental initiatives like the Alice Solar Cities project and Council's landfill site, where expenditure has increased by \$400K, to \$1.2 million. In excess of \$100K is also planned for additional tree maintenance and planting.

Council remains dedicated to the Alice Springs community, and is thinking smart to provide for a bright future. This will be assisted by the addition of \$395K to the \$620K reserve currently held to provide for the rehabilitation and establishment of a new landfill in approximately 15 years time – at an estimated cost of \$10 million.

## Upgraded: Recreational Environments

Alice Springs is an active community and has sports and activity participation rates among the highest in the country. While our sporting complexes are second to none, Council is also committed to ensuring residents have access to appropriate recreational and relaxation areas, and has been working across town upgrading public parks and spaces.

Community consultation is a priority when designing public spaces, and Council continues to work with resident groups to improve parks and provide low-maintenance recreation areas that can be enjoyed throughout the year.



GOAL: To lead Australia in the management of its arid land natural resources...





## Road Maintenance

The ongoing challenge of maintaining a good quality local road network throughout Central Australia is an expensive task.

The total area of the Alice Springs municipality is 327 square kms and Council maintains approximately 248 kilometres of roadway within that area. Of Council's roads, 229km kilometres of roads are sealed roads and 19km kilometres are unsealed. Road lengths increase each year as new subdivisions are created.

The current asset value of Council's road network is approximately \$56,280,000.

Council's development and maintenance expenditure during the financial year was as follows:

- Road Maintenance - \$250,000
- Road Reserve Development & Maintenance - \$75,000
- Roads to Recovery - \$71,000
- Footpath Development & Maintenance - \$53,000 (includes cycle tracks)
- Traffic Lights - Maintenance - \$41,000

GOAL: To lead Australia in the management of its arid land natural resources...



### 3. CULTURE & HERITAGE

**GOAL: A community proud of its Indigenous heritage and pioneer history**

#### Gathering Garden set to delight

The Alice Springs Town Council has been successful in its application to the NT Government for a Public Art Major Works Grant to fund the new public art project at the Civic Centre, submitted 14 March 2008.

The *Gathering Garden* is a major public art project that will see local visions come alive as the large barren corner where Todd Street and Gregory Terrace connect in the Alice Springs CBD becomes an engaging public space for all to enjoy.

The NT Government Grant will match the Alice Springs Town Council's spending of \$150 000 on the *Gathering Garden* project dollar for dollar, making total expenditure \$300 000.



ABOVE: 'Before' The current site  
BELOW: 'After' Artistic impression of completed project



This is the first public art project developed by Council since it adopted its public art policy and formed the Public Art Advisory Committee.

The *Gathering Garden* was the result of an Australia- wide call for expressions of interest and although the project's coordinator is from Melbourne, all contributions have been and will be from locals.

The three dimensional environmental installation will include 450 plants, 9 bronze coolamon, walkways, and a central water feature. It is based on a painting by Marie Elena Ellis and Roseanne Ellis that pays homage to the Arrente land as well as those who once inhabited the site, such as the Afghan cameleers and Miss Olive Pink.

The project was developed in cross cultural collaboration and has considered artistic and community cultural development practices at different stages of the projects development. Site layout and actions will involve an

interactive and shared creative process in coming months, and Council is proud to continue supporting the works.

Council's Chief Executive Officer Mr Rex Mooney said he anticipates that this public art project will result in the provision of a new and significant area for Alice Springs residents and visitors to enjoy. "This is an important public domain," Mr. Mooney said. Visible work on the site will begin early in the 2008/09 year.

GOAL: A community proud of its Indigenous Heritage and pioneer history...



## Art at the Heart

Art at the Heart is the biennial Regional Arts Australia Conference, held in Alice Springs in 2008, and attracting over 900 delegates from around Australia and overseas.

Council is very pleased to be involved with and offer support to community arts and events of all varieties, and were thrilled to be named host town for such an anticipated and innovative event.

Art at the Heart provided a great opportunity to come together and celebrate our creativeness and diversity, while exploring new and viable opportunities for art and expression within our communities.

Creativity, expression and sharing are ingrained and valuable human traits, and are very important in helping us all to connect ourselves to our surroundings. They help to give us a sense of place and identity.

Council is grateful for the opportunities and exposure the part conference/part festival event will bring to art and the creative industries throughout Alice Springs and Central Australia, and fully supports the Art at the Heart event through a range of in-kind assistance opportunities.

Kathleen Wallace, a regarded elder and artist of international renown, famous in Central Australia for her story-telling and teaching, and who designed and painted ASTC's very own Mayoral robes, played a key role in the Art at the Heart preparations and program launch.

## Cultural Protocols – Bins Project

As part of the Cultural Protocols Project, Alice Springs Town Council and traditional owners Lhere Artepe Aboriginal Corporation (LAAC) worked together in the Bins in Mall Project. The bins have been installed in the Alice Springs CBD.

It is hoped that when Indigenous people from communities out of town come to Alice Springs and see these bins they will recognise, understand and respect the traditional owners authority to speak for this country.

It is hoped the bins will provide a sense of ownership, demonstrating that beneath the buildings and the streets lay the traditional owners country and place.

LAAC look forward to them visiting, seeing their stories and respecting their home.



GOAL: A community proud of its Indigenous Heritage and pioneer history...



## Giving Knowledge: A Continuing Initiative

The Alice Springs Public Library has a lot to be proud of. It leads the way in encouraging Indigenous usage, and continues to promote cross cultural understanding.

Recent years have seen positive moves by Council and Library staff to encourage and actively support Indigenous people to access and use Library services more productively.

Indigenous Library patrons were surveyed in 2002 to increase Council understanding of needs and wants for this user group. As a result, the 'Akaltje Antheme' Collection was established.

'Akaltje Antheme' is Arrernte and means 'Giving Knowledge'.

Council's Indigenous Services Officer Sylvia Neale has been a strong advocate for the new Collection of Local Indigenous Languages, to augment the Akaltje Antheme.

This Collection aims to promote literacy in the languages spoken locally in Central Australia, for indigenous and non-indigenous patrons alike.

In 2007 Council allocated funds that enabled the Library's Special Collections Librarian Fiona Blackburn to purchase a variety of local language resources.

Most were sourced from local organisations like Batchelor Press, IAD Press, Yipirinya School and Yuendumu Bilingual Resource Development Unit.

These resources will be available for perusal by all library patrons; and will be used for future Library activities such as bi-lingual story-telling.



The Akaltje Antheme Collection presents Indigenous knowledge in a variety of forms and supports Indigenous family and group access.

One recent addition to the Akaltje Antheme Collection is the Central Land Council archive database, donated by CLC.

This is a photographic archive containing over 5000 photographs, and depicts the histories of activities held by the CLC since the 1960's.

GOAL: A community proud of its Indigenous Heritage and pioneer history...

## 5. ORGANISATION

**GOAL: An Organisation Dedicated to Good Governance, Effective Leadership and Provision of High Quality Services.**

### Our people, our staff

Alice Springs Town Council remains one of the largest employers in Alice Springs, and offers some of the best employment conditions available. Over 60 positions were filled during the 07/08 financial year, and Council has achieved an indigenous employment rate of around 14%.

Alice Springs Town Council is committed to learning and development, and as such organised over 25 training courses for over 200 participants in a variety of areas including computer skills, machinery licenses, cultural awareness, customer service and OH&S procedures.

Council also maintained its Employee Recognition Program in 07/08, and also continued to recognise the efforts and milestones of long term staff.



### Crafting a Workforce

Council aims to retain a high quality work force. As an employer, Council proudly recognises personal achievements and provides pathways to training and skills upgrades.

As an innovative approach to skills creation and quality staff management, Council identified and successfully filled a number of trainee and apprenticeship positions during the 2007/08 financial year.

This includes a Mechanical Apprentice, employed since January 2008; an Indigenous Library Trainee, employed since February 2008; a Horticultural Trainee, employed since March 2008, and more recently, an Indigenous IT Trainee and an Indigenous Corporate and Community Services Trainee.

GOAL: Dedication to good governance, effective leadership & provision of high quality services...



## Staff Induction

Council has a comprehensive induction process to aid all new staff in a smooth transition to their workplace. This includes basic facilities tours, introductions to all other staff members, job-specific equipment set-up, and a seat at the next Council Induction Day.

Organised by Council's Recruitment and Training Officer, the Council Induction Days are held every few months and aim to present new staff with information on their role within the context of the wider organisation, and of the entire organisation's role within the community.



Induction Day's feature presentations from the Chief Executive Officer, Media and Communications Officer, Director Technical Services, Director Finance, and Director Corporate and Community Services, as well as the Human Resources Manager.

Staff also participate in a cultural awareness session presented by local cultural awareness experts. These sessions aim to contextualise cultural issues within Alice Springs, and familiarise new employees with Council and community cultural issues and arrangements. These sessions are of particular importance for new employees from interstate, and provide a basic understanding of the history and existing cultural practices throughout Central Australia.

## Freedom of Information

The Northern Territory Information Act applies to the Alice Springs Town Council. The Act gives to the general public a right to access information held by Council if it is in the public interest to do so. A person may also apply to access and if necessary correct personal information held by Council.

Under Section 11 of the Act, Council as a public sector organisation must publish a statement about its structure and functions, the kinds of information usually held by it and a description of its procedures for providing access to information and correcting personal information.

## Structure and functions

The Alice Springs Town Council is a local government authority established under the Local Government Act. It is charged with the peace order and good government of the municipality of Alice Springs and has the control and management of that government.

Council's functions are prescribed by the Act and include the control and management of

- Public places
- Street lighting
- On and off street parking
- Markets
- Public transport
- Public toilets
- Sanitation and garbage
- Litter and street cleaning
- Animals
- Halls and public buildings
- The Alice Springs Swimming Centre
- The Alice Springs Public Library
- Parks, gardens and reserves
- Roads (with some exceptions)
- Cemeteries

### **Kinds of Information**

Broadly speaking, the Alice Springs Town Council holds information falling into the following categories:

- (a) information relating the discharge of its functions;
- (b) information related to inquiries and investigations into complaints against members of the public and Council employees;
- (c) information related to the management of Council including personnel, occupational health and safety, contracts, legal advice, financial records and information about asset management; and
- (d) information related to rates including the information in the rate book kept by Council pursuant to sections 59 and 60 of the Local Government Act.

Pursuant to section 149 of the Local Government Act, any person may inspect the current version of the following documents at Council's office free of charge:

- auditor's report
- Council's policy concerning Elected Members in relation to payment of expenses and provision of facilities
- rate book (but not so as to disclose a ratepayer's history of payment of rates and charges)
- register of interests
- agendas for Council meetings
- a copy of the unconfirmed minutes of each meeting of Council or a committee together with any recommendations and reports referred to in the meeting which are not prescribed as confidential.

The following documents may also be inspected at Council's office or accessed at its website at [www.alicesprings.nt.gov.au](http://www.alicesprings.nt.gov.au):

- The previous 6 annual financial statements and annual reports
- Business Plan 2005 – 2008
- Strategic Plan 2001
- Strategic Plan 2004 – 2009

Any owner, occupier of mortgagee of land within the municipality of Alice Springs (or a person authorised in writing by any of them), any purchaser or person who proposes to purchase the land or any prospective mortgagee may apply to Council for a certificate under section 223 of the Local Government Act.





The certificate either sets out the details of any rates, charges or other amounts due and payable to Council in relation to the land or certifies that no rates, charges or other amounts are then due or payable. It also give details of any notices or orders issued by Council for work to be carried out in relation to the land and of the amounts that may be recovered by it from the owner or occupier of the land for work done.

Council charges a fee of \$66 for this certificate.

### **Accessing Council information**

In cases where information sought is not publicly available or cannot be provided by way of a Section 223 certificate, any member of the public may request that information by completing and lodging with Council an Application to Access Council Information. This form is available from Council's office or may be downloaded from its website. A fee of \$30 is charged for receiving this application.

Council's Information Officer must make a decision within 30 days of application whether to grant access to the information sought or to refuse access to the information in whole or in part. If access is granted, a further processing fee may be charged in accordance with the Information Act depending of the nature and extent of the information sought. Photocopying fees may also be charged.

A decision to refuse access may only be based on the ground that the information sought is exempt under the Act because to disclose it would be contrary to the public interest. A person aggrieved by a decision to refuse access may apply to Council for a review of the decision. In that case, Council's Director Corporate and Community must conduct a review within 30 days of application. If the person remains aggrieved after the review, he or she may make a complaint to the Information Commissioner.

### **Accessing and correcting personal information**

Any member of the public may access their personal information by completing and lodging with Council an Application for personal information. This form is also available from Council's office or may be downloaded from its website. No fee is charged for receiving or processing an application to access personal information.

If, after accessing their personal information, they consider that the information is wrong, incomplete or out-of-date, they may request that records containing information about them be corrected by completing and lodging with Council an Application to correct personal information.

Council's Information Officer must make a decision within 30 days of application to agree to the request, refuse the request or make different corrections to those requested. A person aggrieved by the decision is entitled to request Council to take reasonable steps to associate with that information a statement by him or her that the information is incorrect. This form is also available from Council's office or may be downloaded from its website. Again, no fee is charged for receiving or processing an application to correct personal information.

A detailed explanation of Council's procedures and requirements in relation to applications to access and correct information may be found in its publication Access to Council Information available at its office or website.



# Financial snapshot 2007 - 2008

## Alice Springs Town Council

### Operating Income and Operating Expenditure

The detailed audited financial statements for the year ended 30 June 2008 follow this report.

During the 2007/2008 financial year Council maintained its delivery of core services to the community at a high level. Those services include road and footpath maintenance, animal registration and control, waste management collection, landfill management, public cemeteries and toilets, the provision and maintenance of sporting and recreation facilities and the start of the Alice Solar City project.

Revenue for 2007/2008 was raised from rates and annual charges, fees and charges, interest, grants and other revenue. Rates and annual charges increased by 10% from \$12.07m to \$13.33m. Grants and contributions increased from \$3.81m in 2006/2007 to \$7.3m in 2007/2008 reflecting the receipt of \$1.3m for the Alice Solar City project and a further \$1.5m to add to funding previously received for the improvements to the Aquatic & Leisure Centre.

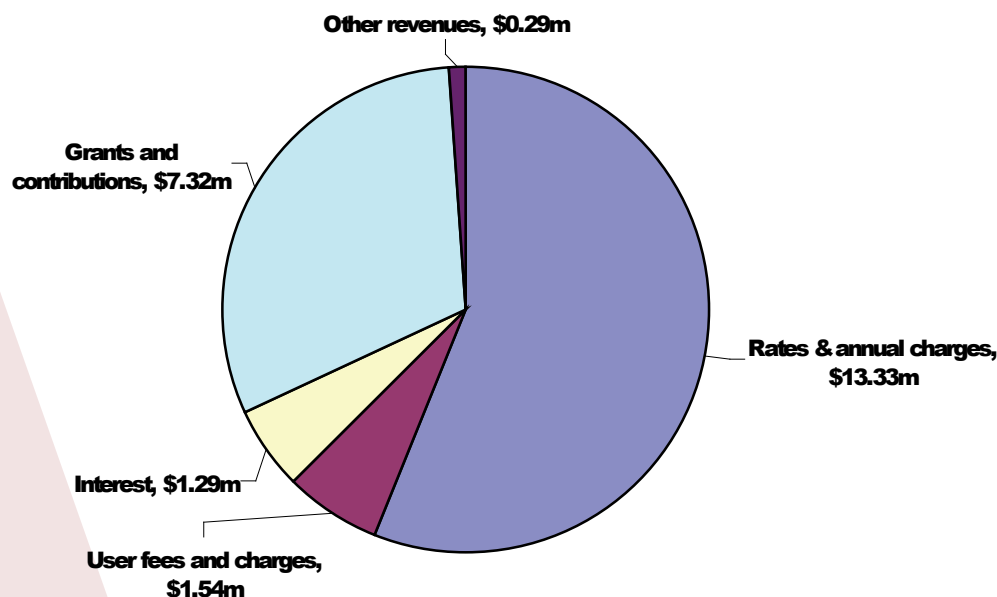
Expenses have increased by 3% from \$20.58m to \$21.20m mainly as a result of increases in salary and wage expenditure.

### Summary of the Operating Income and Operating Expenses

#### OPERATING INCOME

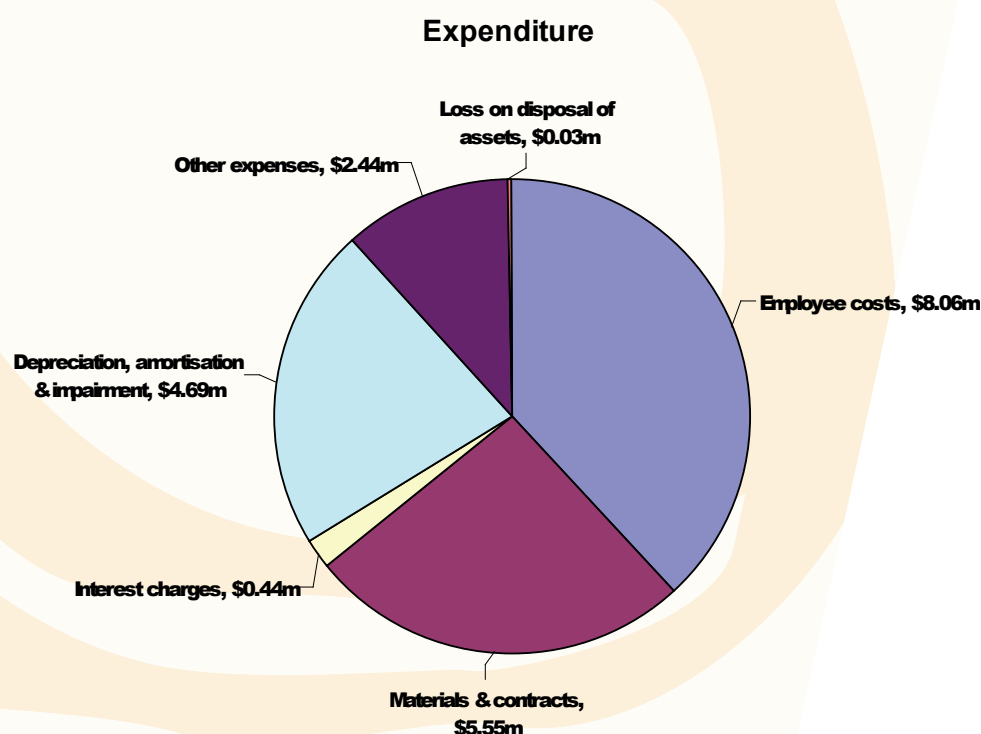
	2005/06	2006/07	2007/08
Rates and annual charges	\$11.36m	\$12.07m	\$13.33m
User fees and charges	\$1.12m	\$1.11m	\$1.54m
Interest	\$0.63m	\$1.10m	\$1.29m
Grants and contributions	\$13.37m	\$3.81m	\$7.32m
Other revenues	\$0.42m	\$0.39m	\$0.29m
<b>Total</b>	<b>\$26.91m</b>	<b>\$18.47m</b>	<b>\$23.77m</b>

#### Revenue Breakdown



## EXPENDITURE

	2005/06	2006/07	2007/08
Employee costs	\$6.81m	\$7.36m	\$8.06m
Materials & contracts	\$4.97m	\$5.90m	\$5.55m
Interest charges	\$0.32m	\$0.31m	\$0.44m
Depreciation, amortisation & impairment	\$4.05m	\$4.69m	\$4.69m
Other expenses	\$2.22m	\$2.31m	\$2.44m
Loss on disposal of assets	\$0.17m	\$0.02m	\$0.03m
<b>Total</b>	<b>\$18.54m</b>	<b>\$20.58m</b>	<b>\$21.21m</b>



## ASSETS AND LIABILITIES

<b>CURRENT ASSETS</b>	<b>2005/06</b>	<b>2006/07</b>	<b>2007/08</b>
Cash Assets	\$15.68m	\$14.48m	\$17.86m
Receivables	\$1.02m	\$1.36m	\$1.83m
Inventories	\$0.11m	\$0.09m	\$0.21m
Other	\$0.05m	-	\$-
<b>Total</b>	<b>\$16.85m</b>	<b>\$15.93m</b>	<b>\$19.90m</b>
<b>NON-CURRENT ASSETS</b>	<b>2005/06</b>	<b>2006/07</b>	<b>2007/08</b>
Deferred Rates	\$0.06m	\$0.06m	\$0.06m
Work in Progress	\$1.09m	\$0.56m	\$1.63m
Property, Plant & Equipment	\$162.35m	\$176.30m	\$174.21m
<b>Total</b>	<b>\$163.50m</b>	<b>\$176.92m</b>	<b>\$175.90m</b>



CURRENT LIABILITIES	2005/06	2006/07	2007/08	
Payables		\$2.32m	\$1.38m	\$1.75m
Borrowings		\$0.23m	\$0.23m	\$0.25m
Provisions		\$1.02m	\$1.23m	\$1.37m
Total		\$3.57m	\$2.85m	\$3.38m
NON-CURRENT LIABILITIES	2005/06	2006/07	2007/08	
Borrowings		\$4.46m	\$4.26m	\$3.98m
Provisions		\$0.16m	\$2.15m	\$2.28m
Total		\$4.62m	\$6.41m	\$6.26m

Council's financial position at the end of the year shows that it is in a reasonable financial position and that it has carried out its core functions as required and provided additional planned expenditure to enhance the quality of life within the community of Alice Springs. Where Council has an obligation to carry out specific work as a condition of grant funding and that work has not yet been completed provision has been made to ensure that funds are carried forward into the next financial year.

Council continues to set aside reserve funds to meet future requirements and these are specifically set out in the detailed financial statements. Not all long term obligations, such as depreciation, are cash funded as Council does not have the cash resources to do so at this time but, where possible, cash provisions have been increased out of cash held at the end of the financial year.





# Key Performance Indicators

## 2007 - 2008 Alice Springs Town Council

### Economic Performance Objectives & Measures

**Strategic Goal 1 - Economic : A growing economic base underpinning strong employment**

Measures	Target	2007/08
<b>Employment</b>		
- Improvement in unemployment as a percentage of the Alice Springs population.	0.48%	0.27%
<b>Participation of indigenous people in the economy</b>		
- Percentage of indigenous employment in Alice Springs	8%	8.8%
- Percentage of indigenous employment in Alice Springs Town Council	15%	14.2%

### Community Performance Objectives & Measures

**Strategic Goal 2 - Community: A united, supportive and healthy community**

Measures	Target	2007/08
<b>Youth Development and Well Being</b>		
- Number of youth events	5	1
- Number of visits of youth Arunta	1	0
- Number of Journeys of discovery conducted	2	0
<b>Recreational, sporting and leisure facility programs</b>		
<b>Library</b>		
- Library visits per capita	5	8.49
- Library loans per capita	5	5.14
- Library membership as a % of the population	30%	30.3%
<b>Pool</b>		
- Total pool patronage / total population	2 visits pa	2.75 visits pa
- Total number of visits	56,000 visits	73,416 visits

## Environment Performance Objectives & Measures

**Strategic Goal 3 - Environment: To lead Australia in the management of its arid land and natural resources.**

Measures	Target	2007/08
<b>Waste</b>		
- Number of properties serviced	9,248	9,254
- Average collection cost per residential property serviced	\$72	\$62
- Dump operating costs per serviced property	\$99.28	\$139.96
- Cost of public litter collection per capita	\$14	\$23.40
- Open space litter collection costs as % of public area bin collection	65%	
- Garbage collection complaints per residential property	0.0097	0.011
- Number of complaints concerning litter in public places	55	208
<b>Roads</b>		
- Length of sealed roads	235km	235km
- Length of gravel & formed roads	18km	18km
- Maintenance costs per kilometre of sealed road	\$1,703	\$1,069
- Maintenance costs per kilometre of unsealed road	\$572	\$358
- Maintenance costs as a % of asset value of sealed roads	0.40%	0.002%
- Maintenance costs as % asset value of unsealed road	6.70%	0.17%
- Total road expenditure as % of total council expenditure	2.20%	0.007%
- Road surface complaints	55	156
<b>Open Space</b>		
- Number of trees planted / replaced per annum	500	500

## Culture and Heritage Performance Objectives & Measures

**Strategic Goal 4 - Culture and Heritage: A community proud of its indigenous heritage and pioneer history**

Measures	Target	2007/08
<b>Culture preservation and harmony</b>		
- Maintenance or improvement of attendance per cultural event / festival.	20%	50%



## Organisation Performance Objectives & Measures

**Strategic Goal 5 - Organisation: An organisation dedicated to good governance, effective leadership and provision of high quality services.**

Measures	Target	2007/08
<b>Community Management</b>		
- Debt servicing and recovery costs as % of total income	5%	1.25%
- Current liabilities as % of realisable assets	20%	16.99%
- Local government related grants as % of income	11%	19.69%
- Average rate & service charges per residential property	\$804.60	\$1,485.56
- Percentage of rates outstanding	4.5%	5.9%
- Contract expenditure via competitive tendering as % of the total operational	38.89%	12.13%
- Rates as % of total income	64%	56.06%
- Charges and services fees as a % of income	6%	6.47%
- How often are the Council's Strategic Plan and Business Plan reviewed?	12 mths & 3 mths	12 mths & 3 mths
<b>Training and Development</b>		
- Total \$ training & development as % of total wages & salaries.	2%	0.88%
- Number EFT exits as % of total EFT at year end.	32%	39.6%







# Alice Springs Town Council

## GENERAL PURPOSE FINANCIAL REPORTS

2007/2008

*Through innovative leadership and good governance,  
Alice Springs Town Council will provide services to  
meet the present and changing needs of our community.*



# **Alice Springs Town Council**

## **General Purpose Financial Reports for the year ended 30th June 2008**

### **TABLE OF CONTENTS**

	<b>Page</b>
Chief Executive Officer's Statement	1
Auditor's Report	2 - 3
Income Statement	4
Balance Sheet	5
Statement of Working Capital	6
Statement of Changes in Equity	7 - 8
Cash Flow Statement	9
Note 1 Significant Accounting Policies	10 - 16
Note 2 (a) Functions	17
Note 2 (b) Components of Functions	18
Note 3 Operating Revenues	19 - 23
Note 4 Operating Expenses	24 - 27
Note 5 Gain or Loss on Disposal of Assets	28
Note 6 Cash and Investments	29 - 31
Note 7 Receivables	32
Note 8 Other Assets	33
Note 9 Property, Plant & Equipment	34
Note 10 Payables, Provisions and Borrowings	35 - 36
Note 11 Reconciliation of Cash Flow Statement	37
Note 12 Commitments for Expenditure	38
Note 13 Statement of Performance Measurement	39
Note 14 Conditions Over Grants & Contributions	40
Note 15 Statement of Contributions	41
Note 16 Financial Instruments	42 - 43


# **Alice Springs Town Council**

## **General Purpose Financial Reports for the year ended 30th June 2008**

### **CHIEF EXECUTIVE OFFICER'S STATEMENT**

I, Rex Roger Mooney, the Chief Executive Officer of the Alice Springs Town Council, hereby certify that the General Purpose Financial Reports:

- (a) have been drawn up in accordance with the applicable Australian Accounting Standards, the Local Government Accounting Code, the Local Government Act and the Local Government (Accounting) Regulations so as to present fairly the financial position of the Council and the results for the year; and
- (b) are in accordance with the accounting and other records of the Council.

  
\_\_\_\_\_  
Rex Roger Mooney  
Chief Executive Officer

21.10.08  
\_\_\_\_\_  
Date



## INDEPENDENT AUDITOR'S REPORT

### TO ALICE SPRINGS TOWN COUNCIL

We have audited the accompanying financial report of Alice Springs Town Council (the "Council"), which comprises the balance sheet and statement of working capital as at 30 June 2008, income statement, statement of changes in equity and cash flow statement for the year ended on that date, Chief Executive Officer's certificate and a summary of significant accounting policies and other explanatory notes.

#### *The Responsibility of the Chief Executive Officer for the Financial Report*

The Chief Executive Officer of the Council is responsible for the preparation and fair presentation of the financial report in accordance with Australian Accounting Standards (including Australian Accounting Interpretations), the Local Government Act 1993, (the "Act"), the Local Government Accounting Code and Local Government (Accounting) Regulations. The responsibility of the Chief Executive Officer includes establishing and maintaining internal control relevant to the preparation and fair presentation of the financial report that is free from material misstatement, whether due to fraud or error; selecting and applying appropriate accounting policies; and making accounting estimates that are reasonable in the circumstances.

#### *Auditor's Responsibility*

Our responsibility is to express an opinion on the financial report based on our audit and whether the Council has complied with the requirements of the Act in relation to the keeping of accounting records. We conducted our audit in accordance with Australian Auditing Standards. These Auditing Standards require that we comply with relevant ethical requirements relating to audit engagements and plan and perform the audit to obtain reasonable assurance whether the financial report is free from material misstatement.

An audit involves performing procedures to obtain audit evidence about the amounts and disclosures in the financial report. The procedures selected depend on the auditor's judgement, including the assessment of the risks of material misstatement of the financial report, whether due to fraud or error. In making those risk assessments, the auditor considers internal control relevant to the Council's preparation and fair presentation of the financial report in order to design audit procedures that are appropriate in the circumstances, but not for the purpose of expressing an opinion on the effectiveness of the Council's internal control. An audit also includes evaluating the appropriateness of accounting policies used and the reasonableness of accounting estimates made by the Chief Executive Officer, as well as evaluating the overall presentation of the financial report.

We performed procedures to form an opinion whether, in all material respects:

- a) the prescribed accounting records, accounting manual and registers required to be maintained by the Council have been maintained;
- b) the receipt, expenditure and investment of moneys and the acquisition and disposal of assets by the Council during the year have been in accordance with the Local Government Act;
- c) the financial statements have been properly drawn up in accordance with the requirements of the Local Government Act and are in agreement with the accounts and records;
- d) the financial statements present fairly the financial position of the Council and the results for the year;
- e) the Council has complied with the provisions under the Local Government Act in respect of the conduct of its financial affairs; and
- f) the financial statements have been prepared in accordance with the Local Government Act and Regulations, all applicable Australian Accounting Standards and the applicable Local Government Accounting Code.

## INDEPENDENT AUDITOR'S REPORT

### TO ALICE SPRINGS TOWN COUNCIL (...continued)

#### *Inherent Limitations of Compliance Procedures*

Because of the inherent limitations of any compliance procedure, it is possible that fraud, error, or non-compliance with the Act may occur and not be detected. An audit is not designed to detect all weaknesses in the Council's compliance with the Act as an audit is not performed continuously throughout the period and the tests are performed on a sample basis. Any projection of the evaluation of compliance with the Act to future periods is subject to the risk that the procedures, may become inadequate because of changes in conditions, or that the degree of compliance with them may deteriorate.

We believe that the audit evidence we have obtained is sufficient and appropriate to provide a basis for our audit opinion.

#### *Auditor's Independence Declaration*

In conducting our audit, we have complied with the independence requirements of the Australian professional accounting bodies.

#### *Auditor's Opinion*

In our opinion, in all material respects:

- a) the prescribed accounting records, accounting manual and registers required to be kept by the council have been maintained;
- b) the receipt, expenditure and investment of moneys and the acquisition and disposal of assets by the council during the year have been in accordance with the Local Government Act;
- c) the financial statements have been properly drawn up in accordance with the requirements of the Local Government Act and are in agreement with the accounts and records;
- d) the financial statements present fairly the financial position of the Council as at 30 June 2008 and the results for the year then ended;
- e) the Council has complied with the provisions under the Local Government Act in respect of the conduct of its financial affairs; and
- f) the financial statements have been prepared in accordance with the Local Government Act and Regulations, all applicable Australian Accounting Standards and the applicable Local Government Accounting Code.



DELOITTE TOUCHE TOHMATSU



W R McAinsh  
Partner  
Chartered Accountants

Alice Springs, 21 / 10 / 2008.

## Alice Springs Town Council

### General Purpose Financial Reports for the year ended 30th June 2008

#### INCOME STATEMENT

	Notes	2008 \$	2007 \$
<b>REVENUES</b>			
Rates & Annual Charges	3(a)	13,327,036	12,071,754
User Charges & Fees	3(b)	1,538,014	1,148,020
Interest	3(c)	1,294,715	1,092,882
Grants & Contributions	3(d&e)	7,318,611	3,808,800
Other Revenues	3(f)	292,400	345,992
<b>Revenues from Ordinary Activities</b>		<b>23,770,776</b>	<b>18,467,448</b>
<b>EXPENSES</b>			
Employee Costs	4(a)	8,057,115	7,362,737
Materials & Contracts	4(b)	5,553,929	5,901,150
Interest Charges	4(c)	441,072	308,260
Depreciation, Amortisation & Impairment	4(d)	4,686,733	4,686,975
Other Expenses	4(e)	2,438,694	2,307,935
Loss on Disposal of Assets	5	27,057	16,047
<b>Expenses from Ordinary Activities</b>		<b>21,204,600</b>	<b>20,583,104</b>
<b>Surplus / (Deficit) for the Year</b>		<b>2,566,176</b>	<b>( 2,115,656)</b>

*This Statement is to be read in conjunction with the attached Notes.*



# Alice Springs Town Council

## General Purpose Financial Reports as at 30th June 2008

### BALANCE SHEET

	Notes	2008 \$	2007 \$
<b>CURRENT ASSETS</b>			
Cash Assets	6	17,856,536	14,476,648
Receivables	7	1,828,196	1,358,138
Inventories	8(a)	209,632	94,933
<b>Total Current Assets</b>		<u>19,894,364</u>	<u>15,929,719</u>
<b>NON-CURRENT ASSETS</b>			
Deferred Rates		55,851	60,514
Work in Progress	8(c)	1,631,010	554,673
Property, Plant & Equipment	9	174,210,514	176,299,893
<b>Total Non-Current Assets</b>		<u>175,897,375</u>	<u>176,915,080</u>
<b>Total Assets</b>		<u>195,791,739</u>	<u>192,844,799</u>
<b>CURRENT LIABILITIES</b>			
Payables	10(a)	1,754,076	1,381,024
Borrowings	10(b)	252,634	234,532
Provisions	10(c)	1,374,033	1,232,923
<b>Total Current Liabilities</b>		<u>3,380,743</u>	<u>2,848,479</u>
<b>NON-CURRENT LIABILITIES</b>			
Borrowings	10(d)	3,984,981	4,263,065
Provisions	10(e)	2,278,390	2,151,806
<b>Total Non-Current Liabilities</b>		<u>6,263,371</u>	<u>6,414,871</u>
<b>Total Liabilities</b>		<u>9,644,114</u>	<u>9,263,350</u>
<b>Net Assets</b>		<u>186,147,625</u>	<u>183,581,449</u>
<b>EQUITY</b>			
Accumulated Surplus		10,014,377	10,223,290
Asset Revaluation Reserve		159,945,972	159,945,972
Other Reserves		16,187,276	13,412,187
<b>Total Equity</b>		<u>186,147,625</u>	<u>183,581,449</u>

*This Statement is to be read in conjunction with the attached Notes.*

# Alice Springs Town Council

## General Purpose Financial Reports as at 30th June 2008

### STATEMENT OF WORKING CAPITAL

	Notes	2008 \$	2007 \$
<b>CURRENT ASSETS</b>			
Cash Assets		17,856,536	14,476,648
Receivables		1,828,196	1,358,138
Inventories		209,632	94,933
<b>Total Current Assets</b>		<u>19,894,364</u>	<u>15,929,719</u>
<b>CURRENT LIABILITIES</b>			
Payables		1,754,076	1,381,024
Borrowings		252,634	234,532
Provisions		1,374,033	1,232,923
<b>Total Current Liabilities</b>		<u>3,380,743</u>	<u>2,848,479</u>
<b>Net Current Assets</b>		<u>16,513,621</u>	<u>13,081,240</u>
<b>Current Ratio (Current Assets / Current Liabilities)</b>	13	<u>5.88:1</u>	<u>5.59:1</u>

*This Statement is to be read in conjunction with the attached Notes.*

# Alice Springs Town Council

## **General Purpose Financial Reports for the year ended 30th June 2008**

### **STATEMENT OF CHANGES IN EQUITY**

	<b>2008</b>	<b>2007</b>
	<b>\$</b>	<b>\$</b>
<b>ACCUMULATED SURPLUS</b>		
Balance at Beginning of the Reporting Period	10,223,290	11,451,096
Net Result for the Reporting Period	2,566,176	( 2,115,656)
Transfers from Asset Revaluation Reserve	-	16,259
Transfers to Other Reserves	( 6,416,935)	( 4,843,627)
Transfers from Other Reserves	3,641,846	5,715,218
<b>Balance at End of the Reporting Period</b>	<b>10,014,377</b>	<b>10,223,290</b>
<b>ASSET REVALUATION RESERVE</b>		
Balance at Beginning of the Reporting Period	159,945,972	146,427,381
Gain on Revaluation of Property, Plant & Equipment	-	13,534,850
Derecognition of Assets Sold	-	( 16,259)
<b>Balance at End of the Reporting Period</b>	<b>159,945,972</b>	<b>159,945,972</b>
<b>OTHER RESERVES</b>		
<b>ASSET REPLACEMENT RESERVE</b>		
Balance at Beginning of the Reporting Period	30,000	95,000
Transfers from Asset Replacement Reserve	-	( 65,000)
<b>Balance at End of the Reporting Period</b>	<b>30,000</b>	<b>30,000</b>
<b>WASTE MANAGEMENT RESERVE</b>		
Balance at Beginning of the Reporting Period	620,000	250,000
Transfers to Waste Management Reserve	100,000	370,000
<b>Balance at End of the Reporting Period</b>	<b>720,000</b>	<b>620,000</b>
<b>SPORTS FACILITY RESERVE</b>		
Balance at Beginning of the Reporting Period	287,964	524,430
Transfers to Sports Facility Reserve	572,222	-
Transfers from Sports Facility Reserve	( 163,000)	( 236,466)
<b>Balance at End of the Reporting Period</b>	<b>697,186</b>	<b>287,964</b>
<b>DEVELOPER CONTRIBUTIONS RESERVE</b>		
Balance at Beginning of the Reporting Period	88,298	50,596
Transfers to Developer Contributions Reserve	73,894	37,702
<b>Balance at End of the Reporting Period</b>	<b>162,192</b>	<b>88,298</b>

*This Statement is to be read in conjunction with the attached Notes.*



# Alice Springs Town Council

## **General Purpose Financial Reports for the year ended 30th June 2008**

### **STATEMENT OF CHANGES IN EQUITY (Cont'd)**

	<b>2008</b>	<b>2007</b>
	<b>\$</b>	<b>\$</b>
<b>UNEXPENDED FUNDS RESERVE</b>		
Balance at Beginning of the Reporting Period	2,988,415	5,263,752
Transfers to Unexpended Funds Reserve	3,790,620	2,988,415
Transfers from Unexpended Funds Reserve	( 3,117,208)	( 5,263,752)
<b>Balance at End of the Reporting Period</b>	<b>3,661,827</b>	<b>2,988,415</b>
<b>AQUATIC CENTRE RESERVE</b>		
Balance at Beginning of the Reporting Period	8,516,973	8,100,000
Transfers to Aquatic Centre Reserve	1,378,199	516,973
Transfers from Aquatic Centre Reserve	( 361,638)	( 100,000)
<b>Balance at End of the Reporting Period</b>	<b>9,533,534</b>	<b>8,516,973</b>
<b>INFRASTRUCTURE RESERVE</b>		
Balance at Beginning of the Reporting Period	581,875	-
Transfers to Infrastructure Reserve	502,000	631,875
Transfers from Infrastructure Reserve	-	( 50,000)
<b>Balance at End of the Reporting Period</b>	<b>1,083,875</b>	<b>581,875</b>
<b>EMPLOYEE ENTITLEMENTS RESERVE</b>		
Balance at Beginning of the Reporting Period	298,662	-
Transfers to Employee Entitlements Reserve	-	298,662
<b>Balance at End of the Reporting Period</b>	<b>298,662</b>	<b>298,662</b>
<b>TOTAL OTHER RESERVES</b>	<b>16,187,276</b>	<b>13,412,187</b>
<b>TOTAL EQUITY</b>	<b>186,147,625</b>	<b>183,581,449</b>

*This Statement is to be read in conjunction with the attached Notes.*

# Alice Springs Town Council

## General Purpose Financial Reports for the year ended 30th June 2008

### CASH FLOW STATEMENT

	Notes	2008 \$	2007 \$
<b>CASH FLOWS FROM OPERATING ACTIVITIES</b>			
<b><u>Receipts</u></b>			
Rates & Annual Charges		13,254,015	12,369,976
User Charges & Fees		1,373,666	1,299,736
Interest		1,294,715	1,092,882
Grants & Contributions		7,616,122	3,585,252
Other Revenues		420,490	155,156
<b><u>Payments</u></b>			
Employee Costs		( 7,599,742)	( 5,150,308)
Materials & Contracts		( 5,981,796)	( 7,163,639)
Interest Charges		( 441,072)	( 308,260)
Other Expenses		( 2,595,780)	( 2,321,500)
<b>Net Cash Provided By Operating Activities</b>	11(b)	<u>7,340,618</u>	<u>3,559,295</u>
<b>CASH FLOWS FROM INVESTING ACTIVITIES</b>			
<b><u>Receipts</u></b>			
Sale of Property, Plant & Equipment	5	199,465	69,175
<b><u>Payments</u></b>			
Purchase of Property, Plant & Equipment		( 2,823,879)	( 5,191,485)
Work in Progress		( 1,076,334)	534,989
<b>Net Cash Used In Investing Activities</b>		<u>( 3,700,748)</u>	<u>( 4,587,321)</u>
<b>CASH FLOWS FROM FINANCING ACTIVITIES</b>			
<b><u>Payments</u></b>			
Repayments of Borrowings & Advances		( 259,982)	( 178,446)
<b>Net Cash Used In Financing Activities</b>		<u>( 259,982)</u>	<u>( 178,446)</u>
<b>Net Increase (Decrease) in Cash Held</b>		<u>3,379,888</u>	<u>( 1,206,472)</u>
Cash at Beginning of the Reporting Period		14,476,648	15,683,120
<b>Cash at End of the Reporting Period</b>	11(a)	<u><u>17,856,536</u></u>	<u><u>14,476,648</u></u>

*This Statement is to be read in conjunction with the attached Notes.*

# **Alice Springs Town Council**

## **Notes to and Forming Part of the General Purpose Financial Statements for the year ended 30th June 2008**

### **Note 1 - SIGNIFICANT ACCOUNTING POLICIES**

The principal accounting policies adopted in the preparation of the financial report are set out below. These policies have been consistently applied to all the years presented, unless otherwise stated.

#### **1 Basis of Preparation**

##### **1.1 Compliance with Australian Equivalents to International Financial Reporting Standards**

These general purpose financial statements have been prepared in accordance with Australian equivalents to International Financial Reporting Standards (AIFRS) as they apply to not-for-profit entities, other authoritative pronouncements of the Australian Accounting Standards Board, Urgent Issues Group Interpretations (UIGs) and relevant Northern Territory Legislation.

##### **1.2 Compliance with International Financial Reporting Standards**

AIFRS include certain specific provisions relating to not-for-profit entities that are not included in the International Financial Reporting Standards. In addition, Australian Accounting Standard *AAS 27 Financial Reporting by Local Governments* also applies. Except to the extent that these special provisions require, these financial statements comply with International Financial Reporting Standards.

##### **1.3 Historical Cost Convention**

Except where stated below, these financial statements have been prepared in accordance with the historical cost convention.

##### **1.4 Critical Accounting Estimates**

The preparation of financial statements in conformity with AIFRS requires the use of certain critical accounting estimates, and requires management to exercise its judgement in applying Council's accounting policies. The areas involving a higher degree of judgement or complexity, or areas where assumptions and estimates are significant to the financial statements are specifically referred to in the relevant sections of this Note.

#### **2 The Local Government Reporting Entity**

Alice Springs Town Council is incorporated under the NT Local Government Act as amended and has its principal place of business on Todd Street, Alice Springs. These financial statements include the consolidated fund and all entities through which Council controls resources to carry on its functions. In the process of reporting on the Council as a single unit, all transactions and balances between activity areas and controlled entities have been eliminated.

# **Alice Springs Town Council**

## **Notes to and Forming Part of the General Purpose Financial Statements for the year ended 30th June 2008**

### **NOTE 1 - SIGNIFICANT ACCOUNTING POLICIES (Cont'd)**

#### **3 Revenue Recognition**

Revenue is measured at the fair value of the consideration received or receivable. Revenue is recognised when the Council obtains control over the assets comprising the revenue, or when the amount due constitutes an enforceable debt, whichever occurs first.

Where grants, contributions and donations recognised as revenues during the reporting period were obtained on the condition that they be expended in a particular manner or used over a particular period, and those conditions were undischarged as at the reporting date, the amounts subject to those undischarged conditions are disclosed in these notes. Also, disclosed is the amount of grants, contributions and receivables recognised as revenues in a previous reporting period which were obtained in respect of the Council's operations for the current reporting period.

#### **4 Cash Assets and Other Financial Instruments**

Cash Assets include all amounts readily convertible to cash on hand at Council's option with an insignificant risk of changes in value with a maturity of three months or less from the date of acquisition.

Receivables for rates and annual charges are secured over the subject land, and bear interest at rates determined in accordance with the Local Government Act 1993 (as amended) and the Regulations and Determinations made thereunder. Other receivables are generally unsecured and do not bear interest. All receivables are reviewed as at the reporting date and adequate allowance made for amounts the receipt of which is considered doubtful.

All financial instruments are recognised at fair value at the date of recognition.

#### **5 Inventories**

Inventories held in respect of stores have been valued by using the weighted average cost on a continual basis, after adjustment for loss of service potential. Inventories held in respect of business undertakings have been valued at the lower of cost and net realisable value.

#### **6 Property, Plant & Equipment**

##### **6.1 Transitional Provisions**

At its meeting of 30th June 2008, Council elected to continue not to recognise land under roads, acquired before 30th June 2008, in accordance with the provisions of *section 8 of AASB 1051 Land Under Roads*.

All non-current assets purposed or constructed are capitalised as the expenditure is incurred and depreciated as soon as the asset is held "ready for use".



# **Alice Springs Town Council**

## **Notes to and Forming Part of the General Purpose Financial Statements for the year ended 30th June 2008**

### **NOTE 1 - SIGNIFICANT ACCOUNTING POLICIES (Cont'd)**

#### **6.2 Materiality**

Assets with an economic life in excess of one year are only capitalised where the cost of acquisition exceeds materiality thresholds established by Council for each type of asset. In determining (and in annually reviewing) such thresholds, regard is had to the nature of the asset and its estimated service life. Capitalisation thresholds applied during the year under review are as follows:

Land - Council owned and controlled	All Land Capitalised
Land Improvements	Capitalised if value > \$2,000
Buildings	Capitalised if value > \$2,000
Furniture & Office Equipment	Capitalised if value > \$2,000
Plant & Equipment	Capitalised if value > \$2,000
Infrastructure:	
- Sealed Roads	Capitalised if value > \$2,000
- Unsealed Roads	Capitalised if value > \$2,000
- Stormwater Drainage	Capitalised if value > \$2,000
- Other	Capitalised if value > \$2,000
Art Collection & Heritage	Capitalised if value > \$2,000

#### **6.3 Valuation**

Existing valuations, methods and values are detailed below. Assets brought to account for the first time are valued at historical cost less accumulated depreciation. Assets are revalued every 3 to 5 years.

##### **6.3.1 Land - Council owned and Council controlled**

Freehold land and land over which Council has control, but does not have title, was valued by the Australian Valuation Office on the basis of fair market value on the 1st July 2006 and is disclosed at fair value.

##### **6.3.2 Buildings / Furniture & Office Equipment / Plant & Equipment / - Sealed Roads / - Unsealed Roads / - Stormwater Drainage / - Other Infrastructure**

These assets were valued by the Australian Valuation Office on 1st July 2004 and pursuant to Council's election are disclosed at fair value. All acquisitions since revaluation are recorded at cost.

##### **6.3.4 Art Collection & Heritage**

The Art Collection was valued by Mr William Mora, an independent valuer, on 1st July 2004 and pursuant to Council's election is disclosed at fair value. All acquisitions since revaluation are recorded at cost.

# **Alice Springs Town Council**

## **Notes to and Forming Part of the General Purpose Financial Statements for the year ended 30th June 2008**

### **NOTE 1 - SIGNIFICANT ACCOUNTING POLICIES (Cont'd)**

#### **6.4 Depreciation of Non-Current Assets**

Other than Land and Art Collection & Heritage, all Property, Plant and Equipment assets recognised are systematically depreciated over their useful lives in a manner which reflects the consumption of the service potential embodied in those assets.

Depreciation is recognised on a straight-line basis. Major depreciation periods for each class of asset are as follows:

<b>Asset</b>	<b>Major Depreciation Periods</b>
Land Improvements	10 - 25 years
Buildings	20 - 50 years
Furniture & Office Equipment	10 - 20 years
Plant & Equipment	5 - 20 years
Infrastructure:	
- Sealed Roads	40 - 50 years
- Unsealed Roads	10 - 25 years
- Stormwater Drainage	50 - 100 years
- Other	10 - 25 years

Depreciation periods for infrastructure assets have been estimated based on the best information available to Council, but appropriate records covering the entire life cycle of these assets are not available, and extreme care should be used in interpreting financial information based on these estimates.

#### **6.5 Impairment**

Assets that have an indefinite useful life are not subject to depreciation and are reviewed annually for impairment. Assets that are subject to depreciation are reviewed for impairment whenever events or changes in circumstances indicate that the carrying amount may not be recoverable. An impairment loss is recognised for the amount by which the asset's carrying amount exceeds its recoverable amount (which is the higher of the *present value of future cash outflows* or *value in use*).

For assets whose future economic benefits are not dependent on the ability to generate cash flows, and where the future economic benefits would be replaced if Council were deprived thereof, the *value in use* is the depreciated replacement cost. In assessing impairment for these assets, a rebuttable assumption is made that the current replacement cost exceeds the original cost of acquisition.

#### **7 Payables**

##### **7.1 Goods & Services**

Creditors are amounts due to external parties for the supply of goods and services and are recognised as liabilities when the goods and services are received. Creditors are normally paid 30 days after the month of invoice. No interest is payable on these amounts.

##### **7.2 Payments Received in Advance & Deposits**

Amounts received from external parties in advance of service delivery, and security deposits held against possible damage to Council assets, are recognised as liabilities until the service is delivered or damage reinstated, or the amount is refunded as the case may be.

# **Alice Springs Town Council**

## **Notes to and Forming Part of the General Purpose Financial Statements for the year ended 30th June 2008**

### **NOTE 1 - SIGNIFICANT ACCOUNTING POLICIES (Cont'd)**

#### **8 Borrowings**

Borrowings are carried at their principal amounts which represent the present value of future cash flows associated with servicing the debt.

Borrowings are classified as current liabilities to the extent that they are payable within 12 months and as non-current liabilities where Council has the right to defer payment beyond 12 months from the reporting date.

#### **9 Employee Benefits**

##### **9.1 Salaries, Wages & Compensated Absences**

Liabilities for employees' entitlements to salaries, wages and compensated absences expected to be paid or settled within 12 months of the reporting date are accrued at nominal amounts (including payroll based on-costs) measured in accordance with *AASB119 Employee Benefits*.

Liabilities for employee benefits not expected to be paid or settled within 12 months are measured as the present value of the estimated future cash outflows (including payroll based on-costs) to be made in respect of services provided by employees up to the reporting date. Present values are calculated using government guaranteed securities rates with similar maturity terms.

	Long Service Leave	Annual Leave
Weighted average discount rate	10.63%	5.90%
Weighted average settlement period	1.91 years	1 year

No accrual is made for sick leave as Council experience indicates that, on average, sick leave taken in each reporting period is less than the entitlement accruing in that period, and this experience is expected to recur in future reporting periods. Council does not make payment for untaken sick leave.

##### **9.2 Superannuation**

The Council makes employer superannuation contributions in respect of its employees to the Local Government Superannuation Scheme. Whilst the Scheme has two different types of membership, each of which is funded differently, the Council only pays into members under the following scheme.

##### **Accumulation Fund Members**

The accumulation fund receives both employer and employee contributions on a progressive basis. Employer contributions are normally based on a fixed percentage of employee earnings in accordance with Superannuation Guarantee Legislation (9% in 2007/08; 9% in 2006/07). No further liability accrues to the employer as the superannuation benefits accruing to employees are represented by their share of the net assets of the Fund.

# **Alice Springs Town Council**

## **Notes to and Forming Part of the General Purpose Financial Statements for the year ended 30th June 2008**

### **NOTE 1 - SIGNIFICANT ACCOUNTING POLICIES (Cont'd)**

#### **10 Provision for Restoration of the Landfill Site**

In accordance with *part 8 of UIG Interpretation 1 Changes in Existing Decommissioning, Restoration and Similar Liabilities* the increase in liability due to the passage of time (the unwinding of the discount related to the time value of money) is recognised to profit or loss as a finance cost as it occurs.

The liability is expected to be settled in approximately 15 years and is measured as the present value of the estimated future cash outflow. Present values are calculated using government guaranteed securities rates with similar maturity terms.

Weighted average discount rate            10.72%

#### **11 GST Implications**

In accordance with *UIG Interpretation 1031 Accounting for Goods & Services Tax* Receivables and Creditors include GST receivable and payable.

Except in relation to input taxed activities, revenues and operating expenditures exclude GST receivable and payable.

Non-current assets and capital expenditures include GST net of any recoupment.

Amounts included in the Cash Flow Statement are disclosed on a gross basis.

#### **12 Reclassification**

Rates Search income has been reclassified from the previous reporting period and moved to User Fees & Charges, this was previously erroneously classified as Other Expenses labelled "Legal Fees Recovery (Rates)". This was done to correctly classify this item in accordance with the Australian Accounting Standards. The comparison from the previous reporting period has also been reclassified to ensure comparability between the two years.



# **Alice Springs Town Council**

## **Notes to and Forming Part of the General Purpose Financial Statements for the year ended 30th June 2008**

### **NOTE 1 - SIGNIFICANT ACCOUNTING POLICIES (Cont'd)**

#### **13 New Accounting Standards**

Certain new accounting standards and UIG interpretations have been published that are not mandatory for the 2008 reporting period.

*UIG 4 Determining whether an Asset contains a Lease*

*UIG 12 Service Concession Arrangements*

*UIG 13 Customer Loyalty Programmes*

*UIG 14 AASB 119 - The Limit on a Defined Benefit Asset, Minimum Funding Requirements and their Interaction*

*UIG 129 Service Concession Arrangements: Disclosures*

*UIG 1038 Contributions by Owners Made to Wholly-Owned Public Sector Entities*

*AASB 8 Operating Segments*

*AASB 1049 Whole of Government and General Government Sector Financial Reporting*

*AASB 1050 Administered Items*

*AASB 1051 Land Under Roads*

*AASB 1052 Disaggregated Disclosures*

*AASB 2007-3 Amendments to Australian Accounting Standards arising from AASB 8 [AASB 5, AASB 6, AASB 102, AASB 107, AASB 119, AASB 127, AASB 134, AASB 136, AASB 1023 & AASB 1038]*

*AASB 2007-6 Amendments to Australian Accounting Standards arising from AASB 123 [AASB 1, AASB 101, AASB 107, AASB 111, AASB 116 & AASB 138 AND Interpretations 1 & 12]*

*AASB 2007-8 Amendments to Australian Accounting Standards arising from AASB 101*

*AASB 2007-9 Amendments to Australian Accounting Standards arising from the Review of AASBs 27, 29 and 31 [AASB 3, AASB 5, AASB 8, AASB 101, AASB 114, AASB 116, AASB 127 & AASB 137]*

*AASB 2008-1 Amendments to Australian Accounting Standard - Share-based Payments: Vesting Conditions and Cancellations [AASB 2]*

*AASB 2008-2 Amendments to Australian Accounting Standards - Puttable Financial Instruments and Obligations arising on Liquidation [AASB 7, AASB 101, AASB 132, AASB 139 & Interpretation 2]*

*AASB 2008-3 Amendments to Australian Accounting Standards arising from AASB 3 and AASB 127 [AASBs 1, 2, 4, 5, 7, 101, 107, 112, 114, 116, 121, 128, 131, 132, 133, 134, 136, 137, 138 & 139 and Interpretations 9 & 107]*

*AASB 2008-5 Amendments to Australian Accounting Standards arising from the Annual Improvements Project [AASB 5, 7, 101, 102, 107, 108, 110, 116, 118, 119, 120, 123, 127, 128, 129, 131, 132, 134, 136, 138, 139, 140, 141, 1023 & 1038]*

*AASB 2008-6 Further Amendments to Australian Accounting Standards arising from the Annual Improvements Project [AASB1 & AASB 5]*

*AASB 2008-7 Amendments to Australian Accounting Standards - Cost of an Investment in a Subsidiary, Jointly Controlled Entity or Associate [AASB 1, AASB 118, AASB 121, AASB 127 & AASB 136]*

Part of the changes made by AASB 2008-5 relate to the timing of recognition of income in relation to government Grants received by Council. The changes made, to AASB 120 *Accounting for Government Grants and Disclosure of Government Assistance*, are to take effect from the 2009/10 financial year and will have a material effect, as a large portion of Council's income is from grants. Though over time the total income recognised will not be affected.

Council is of the view that other changes made by the new Standards or Interpretations will not affect any of the amounts recognised in the financial statements, but may impact certain information otherwise disclosed.

# Alice Springs Town Council

## Notes to and Forming Part of the General Purpose Financial Statements for the year ended 30th June 2008

### Note 2 (a) - FUNCTIONS

REVENUES, EXPENSES AND ASSETS HAVE BEEN DIRECTLY ATTRIBUTED TO THE FOLLOWING FUNCTIONS & ACTIVITIES - DETAILS OF THESE FUNCTIONS ARE SET OUT IN NOTE 2(b)															
	GENERAL PUBLIC SERVICES			Public Order & Safety			Social Protection			Environmental Protection			Housing & Community Amenities		
	ORIGINAL BUDGET 2008 \$	ACTUAL 2008 \$	ACTUAL 2007 \$	ORIGINAL BUDGET 2008 \$	ACTUAL 2008 \$	ACTUAL 2007 \$	ORIGINAL BUDGET 2008 \$	ACTUAL 2008 \$	ACTUAL 2007 \$	ORIGINAL BUDGET 2008 \$	ACTUAL 2008 \$	ACTUAL 2007 \$	ORIGINAL BUDGET 2008 \$	ACTUAL 2008 \$	ACTUAL 2007 \$
Rates & Annual Charges	13,277,946	13,327,036	12,071,754	-	-	-	-	-	-	-	-	-	-	-	-
User Charges & Fees	42,800	72,601	62,475	73,100	117,277	68,871	-	-	-	860,000	1,096,595	902,987	66,000	142,028	62,402
Interest	605,000	1,208,805	1,092,882	-	-	-	-	-	-	-	21,701	-	-	-	-
Grants - NT Recurrent	1,904,178	1,966,692	1,904,362	-	-	-	-	22,000	-	-	724,613	75,000	-	-	-
Grants - NT Capital	-	-	-	150,000	150,000	-	-	-	-	-	-	-	-	-	18,182
Grants - Commonwealth Recurrent	-	-	-	-	-	-	-	-	-	-	562,317	-	-	-	-
Grants - Commonwealth Capital	-	-	-	-	285,000	-	-	-	-	-	-	-	-	-	-
Contributions & Donations	-	73,894	37,702	-	8,500	-	-	-	-	-	-	-	-	-	-
Other Revenues	84,000	275,725	166,454	5,700	(62,398)	9,702	-	-	-	-	525,469	96,671	-	2,278	16,493
<b>Total Revenue</b>	<b>15,913,924</b>	<b>16,924,753</b>	<b>15,335,629</b>	<b>228,800</b>	<b>498,379</b>	<b>78,573</b>	<b>-</b>	<b>22,000</b>	<b>-</b>	<b>860,000</b>	<b>2,930,695</b>	<b>1,074,658</b>	<b>66,000</b>	<b>144,306</b>	<b>97,077</b>
Employee Costs	3,261,038	3,484,604	3,616,795	513,248	499,609	344,170	-	6,372	-	65,229	1,006,967	18,359	2,819,309	1,225,344	2,517,367
Materials & Contracts	2,348,334	2,318,982	2,273,702	512,800	(148,133)	129,488	20,220	(209,704)	10,756	1,837,739	2,104,151	1,978,515	94,664	326,522	(185,118)
Interest Charges	530,940	296,072	308,260	-	-	-	-	-	-	-	145,000	-	-	-	-
Depreciation, Amortisation & Impairment	4,738,800	4,671,357	4,686,975	-	-	-	-	-	-	-	15,376	-	-	-	-
Other Expenses	1,166,000	1,053,057	1,117,757	5,900	1,574	3,175	5,000	76	1,601	30,750	178,876	30,738	401,292	424,588	441,436
Loss on Disposal of Assets	-	27,057	16,047	-	-	-	-	-	-	-	-	-	-	-	-
<b>Total Expenditure</b>	<b>12,045,112</b>	<b>11,851,129</b>	<b>12,019,536</b>	<b>1,031,948</b>	<b>353,050</b>	<b>476,833</b>	<b>25,220</b>	<b>(203,256)</b>	<b>12,357</b>	<b>1,933,718</b>	<b>3,450,370</b>	<b>2,027,612</b>	<b>3,315,265</b>	<b>1,976,454</b>	<b>2,773,685</b>
<b>Surplus / (Deficit) for the Year</b>	<b>3,868,812</b>	<b>5,073,624</b>	<b>3,316,093</b>	<b>(803,148)</b>	<b>145,329</b>	<b>(398,260)</b>	<b>(25,220)</b>	<b>225,256</b>	<b>(12,357)</b>	<b>(1,073,718)</b>	<b>(519,675)</b>	<b>(952,954)</b>	<b>(3,249,265)</b>	<b>(1,832,148)</b>	<b>(2,676,608)</b>
Assets	-	36,193,805	32,643,680	-	1,423,331	717,278	-	4,722,471	4,857,466	-	525,616	-	-	41,772,779	42,088,710
	Recreation & Culture			Economic Affairs - Transport			Other Economic Affairs			Education			Total		
	ORIGINAL BUDGET 2008 \$	ACTUAL 2008 \$	ACTUAL 2007 \$	ORIGINAL BUDGET 2008 \$	ACTUAL 2008 \$	ACTUAL 2007 \$	ORIGINAL BUDGET 2008 \$	ACTUAL 2008 \$	ACTUAL 2007 \$	ORIGINAL BUDGET 2008 \$	ACTUAL 2008 \$	ACTUAL 2007 \$	ORIGINAL BUDGET 2008 \$	ACTUAL 2008 \$	ACTUAL 2007 \$
Rates & Annual Charges	-	-	-	-	-	-	-	-	-	-	-	-	13,277,946	13,327,036	12,071,754
User Charges & Fees	41,240	62,093	38,445	22,700	42,689	9,537	4,200	4,731	3,303	-	-	-	1,110,040	1,538,014	1,148,020
Interest	-	84,209	-	-	-	-	-	-	-	-	-	-	605,000	1,294,715	1,092,882
Grants - NT Recurrent	558,000	581,219	558,861	-	-	-	-	-	-	-	-	-	2,462,178	3,294,524	2,538,223
Grants - NT Capital	50,000	80,000	111,730	-	-	300,000	-	-	-	-	-	-	200,000	230,000	429,912
Grants - Commonwealth Recurrent	-	-	-	-	-	-	-	-	-	-	-	-	-	562,317	-
Grants - Commonwealth Capital	-	1,477,327	-	315,000	95,131	58,918	-	-	-	-	-	-	315,000	1,857,458	58,918
Contributions & Donations	87,000	71,010	55,739	610,000	695,439	688,306	-	-	-	-	-	-	697,000	1,374,312	781,747
Other Revenues	100	6,193	30	50,000	70,602	55,378	1,500	-	1,264	-	-	-	141,300	292,400	345,992
<b>Total Revenue</b>	<b>736,340</b>	<b>2,342,051</b>	<b>764,805</b>	<b>997,700</b>	<b>903,861</b>	<b>1,112,139</b>	<b>5,700</b>	<b>4,731</b>	<b>4,567</b>	<b>-</b>	<b>-</b>	<b>-</b>	<b>18,808,464</b>	<b>23,770,776</b>	<b>18,467,448</b>
Employee Costs	979,208	1,365,059	764,467	135,841	462,156	92,629	11,009	7,004	8,950	-	-	-	7,784,882	8,057,115	7,362,737
Materials & Contracts	8,089,674	690,342	617,719	2,367,594	454,819	1,064,100	35,509	16,950	11,988	-	-	-	15,306,534	5,553,929	5,901,150
Interest Charges	-	-	-	-	-	-	-	-	-	-	-	-	530,940	441,072	308,260
Depreciation, Amortisation & Impairment	-	-	-	-	-	-	-	-	-	-	-	-	4,738,800	4,686,733	4,686,975
Other Expenses	675,700	715,271	674,525	36,000	39,374	29,417	32,000	23,878	9,286	2,000	2,000	-	2,354,642	2,438,694	2,307,935
Loss on Disposal of Assets	-	-	-	-	-	-	-	-	-	-	-	-	-	27,057	16,047
<b>Total Expenditure</b>	<b>9,744,582</b>	<b>2,770,672</b>	<b>2,056,711</b>	<b>2,539,435</b>	<b>956,349</b>	<b>1,186,146</b>	<b>78,518</b>	<b>47,832</b>	<b>30,224</b>	<b>2,000</b>	<b>2,000</b>	<b>-</b>	<b>30,715,798</b>	<b>21,204,600</b>	<b>20,583,104</b>
<b>Surplus / (Deficit) for the Year</b>	<b>(9,008,242)</b>	<b>(428,621)</b>	<b>(1,291,906)</b>	<b>(1,541,735)</b>	<b>(52,488)</b>	<b>(74,007)</b>	<b>(72,818)</b>	<b>(43,101)</b>	<b>(25,657)</b>	<b>(2,000)</b>	<b>(2,000)</b>	<b>-</b>	<b>(11,907,334)</b>	<b>2,566,176</b>	<b>(2,115,656)</b>
Assets	-	40,812,888	39,699,898	-	70,323,414	72,820,155	-	17,435	17,612	-	-	-	-	195,791,739	192,844,799

The above functions conform to the requirements of the NT Government Grants Commission and provide a basis for comparison with other Councils.

# **Alice Springs Town Council**

## **Notes to and Forming Part of the General Purpose Financial Statements for the year ended 30th June 2008**

### **Note 2 (b) - COMPONENTS OF FUNCTIONS**

The activities relating to Council functions are as follows:

#### **General Public Services**

Administrative, Legislative and Executive Affairs, Financial and Fiscal Affairs, General Governance, Community Partnerships and Grants, Community Development.

#### **Public Order & Safety**

Animal Control and Impounding, Control of Public Places, Enforcement of By-Laws.

#### **Health**

Council does not administer any health issues.

#### **Social Protection**

Child Care Centres, Senior Citizen Activities and Facilities, Disabled Services.

#### **Environmental Protection**

Waste Management, Other Waste Management Services, Litter Control, Open Drains, Street Cleaning, Alice Solar City.

#### **Housing & Community Amenities**

Public Cemeteries, Public Conveniences, Street Lighting.

#### **Recreation & Culture**

Facilities and Venues, Recreation Parks and Reserves, Cultural Services, Public Library, Community Event Grants and Support, Youth and Family Activities, Art Collection.

#### **Economic Affairs - Transport**

Roads and Streets, Footpaths, Parking Areas, Bus Facilities and Services, Underground Drains.

#### **Other Economic Affairs**

General Economic, Promotional and Tourism Affairs.

#### **Education**

Charles Darwin University Sponsorships.

# Alice Springs Town Council

## Notes to and Forming Part of the General Purpose Financial Statements for the year ended 30th June 2008

### Note 3 - OPERATING REVENUES

	2008 \$	2007 \$
<b>a) Rates &amp; Annual Charges</b>		
<u>Council</u>		
<u>Ordinary Rates</u>		
Residential	7,336,619	6,446,025
Farmland	318,422	284,463
Business	4,111,503	3,974,257
	<u>11,766,544</u>	<u>10,704,745</u>
<u>Special Rates</u> (pursuant to LGA s 73)		
Airport	32,685	-
	<u>32,685</u>	<u>-</u>
<u>Annual Charges</u> (pursuant to LGA ss 74(1) & 76)		
Waste Management Services	1,527,807	1,367,009
	<u>1,527,807</u>	<u>1,367,009</u>
<b>Total Rates &amp; Annual Charges</b>	<u><u>13,327,036</u></u>	<u><u>12,071,754</u></u>
<b>b) User Charges &amp; Fees</b>		
<u>Council</u>		
<u>Charges</u>		
Hire of Council Equipment	36,037	17,611
Cemetery Charges	106,182	53,243
Rates Searches	49,604	42,276
Rental Charges	44,094	37,340
Weighbridge Charges	1,096,594	902,987
Other	46,537	17,064
	<u>1,379,048</u>	<u>1,070,521</u>
<u>Fees</u>		
Regulatory / Statutory Fees	158,966	77,499
	<u>158,966</u>	<u>77,499</u>
<b>Total User Charges &amp; Fees</b>	<u><u>1,538,014</u></u>	<u><u>1,148,020</u></u>
<b>c) Interest</b>		
<u>Council</u>		
Interest on Overdue Rates & Charges	115,020	127,689
Interest on Investments	1,157,994	965,193
<b>Sub-Total:- Council</b>	<u>1,273,014</u>	<u>1,092,882</u>
<u>Alice Solar City</u>		
Interest on Investments	21,701	-
<b>Sub-Total:- Alice Solar City</b>	<u>21,701</u>	<u>-</u>
<b>Total Interest</b>	<u><u>1,294,715</u></u>	<u><u>1,092,882</u></u>



# Alice Springs Town Council

## Notes to and Forming Part of the General Purpose Financial Statements for the year ended 30th June 2008

### Note 3 - OPERATING REVENUES (Cont'd)

	2008 \$	2007 \$
<b>d) Grants</b>		
<b>NT Operating Grants</b>		
<b><u>Council</u></b>		
<b><u>General Purpose</u></b>		
FAG	1,017,582	989,959
Roads	787,334	764,219
<b><u>Specific Purpose</u></b>		
Sports & Recreation Office - Facility Development	50,000	50,000
DLGHS - Gap Childcare Centre Painting	22,000	-
Library Operational	531,219	508,861
Pensioner Subsidies	161,776	150,184
NRETA - We Can Can Our Cans	10,000	-
<b>Sub-Total:- Council</b>	2,579,911	2,463,223
<b><u>Alice Solar City</u></b>		
<b><u>Specific Purpose</u></b>		
DPIFM - Alice Solar City	714,613	75,000
<b>Sub-Total:- Alice Solar City</b>	714,613	75,000
	3,294,524	2,538,223
<b>Commonwealth Operating Grants</b>		
<b><u>Council</u></b>		
EMA - Flooding in Alice Springs Brochure	12,727	-
<b>Sub-Total:- Council</b>	12,727	-
<b><u>Alice Solar City</u></b>		
DEWHA - Alice Solar City	549,590	-
<b>Sub-Total:- Alice Solar City</b>	549,590	-
	562,317	-
<b>NT Capital Grants</b>		
<b><u>Council</u></b>		
Tourism NT - Toilets	-	18,182
Dept Chief Minister - CBD Security Camera System	150,000	-
Dept Chief Minister - Todd Mall Moving Alice Ahead	-	300,000
DIPE - Park Development	50,000	100,000
DLGHS - LED Mobile Message Sign	30,000	-
DLGHS - Traeger Park Grandstand Fencing	-	11,730
	230,000	429,912

## Alice Springs Town Council

### Notes to and Forming Part of the General Purpose Financial Statements for the year ended 30th June 2008

#### Note 3 - OPERATING REVENUES (Cont'd)

	2008 \$	2007 \$
<b>Commonwealth Capital Grants</b>		
<u><b>Council</b></u>		
ABA - Aquatic Centre	1,477,327	-
AG - CBD Security Camera System	285,000	-
DOTARS - Roads to Recovery	95,131	58,918
	<u>1,857,458</u>	<u>58,918</u>
<b>Total Grants</b>	<u>5,944,299</u>	<u>3,027,053</u>
<b>Unexpended Grant Funds</b>		
The following Grants have conditions over them and these have not been fully acquitted at the end of the reporting period:		
<b>NT Operating Grants</b>		
<u><b>Council</b></u>		
<u><b>Specific Purpose</b></u>		
Sports & Recreation Office - Facility Development	9,103	-
DLGHS - Gap Childcare Centre Painting	22,000	-
Oral Histories Project	-	2,002
DIPE - Todd River Rechannelling	30,635	83,434
<b>Sub-Total:- Council</b>	<u>61,738</u>	<u>85,436</u>
<u><b>Alice Solar City</b></u>		
<u><b>Specific Purpose</b></u>		
DPIFM - Alice Solar City	357,122	75,000
<b>Sub-Total:- Alice Solar City</b>	<u>357,122</u>	<u>75,000</u>
	<u>418,860</u>	<u>160,436</u>
<b>Commonwealth Operating Grants</b>		
<u><b>Council</b></u>		
EMA - Flooding in Alice Springs Brochure	604	-
<b>Sub-Total:- Council</b>	<u>604</u>	<u>-</u>
<u><b>Alice Solar City</b></u>		
DEWHA - Alice Solar City	197,913	-
<b>Sub-Total:- Alice Solar City</b>	<u>197,913</u>	<u>-</u>
	<u>198,517</u>	<u>-</u>

## Alice Springs Town Council

### Notes to and Forming Part of the General Purpose Financial Statements for the year ended 30th June 2008

#### Note 3 - OPERATING REVENUES (Cont'd)

	2008 \$	2007 \$
<b>NT Capital Grants</b>		
<b><u>Council</u></b>		
Dept Chief Minister - Todd Mall Moving Alice Ahead	300,000	300,000
DIPE - Park Development	50,006	100,000
DLGHS - LED Mobile Message Sign	30,000	-
DLGHS - Traeger Park Grandstand Fencing	-	11,730
NT Government - Aquatic Centre	8,852,095	8,529,657
DLGHS - Ross Park Lights & Clubrooms	321,672	491,056
DIPE - Todd River Walk	260,755	327,303
DIPE - Leichhardt Terrace Park Upgrade	300,000	300,000
	<u>10,114,528</u>	<u>10,059,746</u>
<b>Commonwealth Capital Grants</b>		
<b><u>Council</u></b>		
ABA - Aquatic Centre	681,439	-
DOTARS - Roads to Recovery	50,850	-
DOTARS - Roads to Recovery - Additional	220,746	272,875
	<u>953,035</u>	<u>272,875</u>
<b>Total Unexpended Grant Funds</b>	<u>11,684,940</u>	<u>10,493,057</u>

## Alice Springs Town Council

### Notes to and Forming Part of the General Purpose Financial Statements for the year ended 30th June 2008

#### Note 3 - OPERATING REVENUES (Cont'd)

	2008 \$	2007 \$
<b>e) Contributions</b>		
<b><u>Council</u></b>		
ASBUS - From NT Government	695,439	688,306
Developer Contributions	73,894	37,702
Sports Facility Fees & Participation Levies	71,010	55,739
Tip Face Contract Management	31,818	-
Other	12,151	-
<b>Sub-Total:- Council</b>	<b>884,312</b>	<b>781,747</b>
<b><u>Alice Solar City</u></b>		
Northern Territory Government	395,000	-
Power & Water Corporation	95,000	-
<b>Sub-Total:- Alice Solar City</b>	<b>490,000</b>	<b>-</b>
<b>Total Contributions</b>	<b>1,374,312</b>	<b>781,747</b>
<b>f) Other Revenues</b>		
<b><u>Council</u></b>		
Fines	159,404	64,339
Insurance Claims	16,165	84,580
Sales	842	-
Sales - Mulch	-	32,425
Sales of Other Equipment (Not Assets)	1,090	4,043
Other	114,899	160,605
<b>Total Other Revenues</b>	<b>292,400</b>	<b>345,992</b>



# **Alice Springs Town Council**

## **Notes to and Forming Part of the General Purpose Financial Statements for the year ended 30th June 2008**

### **Note 4 - OPERATING EXPENSES**

	<b>2008</b>	<b>2007</b>
	<b>\$</b>	<b>\$</b>
<b>a) Employee Costs</b>		
<b><u>Council</u></b>		
Salaries & Wages	6,741,643	6,220,468
Travelling	57,537	38,406
Employee Leave Entitlements	152,860	267,897
Superannuation	638,333	580,866
Workers Compensation Insurance	124,717	140,566
FBT	53,149	43,320
Training	69,461	63,748
Other	11,012	7,466
<b>Sub-Total:- Council</b>	<b>7,848,712</b>	<b>7,362,737</b>
<b><u>Alice Solar City</u></b>		
Salaries & Wages	154,444	-
Travelling	15,290	-
Employee Leave Entitlements	15,868	-
Superannuation	13,349	-
Workers Compensation Insurance	7,595	-
FBT	1,325	-
Training	532	-
<b>Sub-Total:- Alice Solar City</b>	<b>208,403</b>	<b>-</b>
<b>Total Employee Costs</b>	<b>8,057,115</b>	<b>7,362,737</b>
<b><i>Number of Full Time Equivalent Employees at 30th June</i></b>	<b>122.06</b>	<b>113.56</b>

### **b) Materials & Contracts**

<b><u>Council</u></b>		
Audit Fees	30,450	19,110
Books & Non-Book Resources	36,809	33,576
Computer Consumables	14,009	7,446
Consulting Fees	253,240	163,322
Contract Material and Labour	2,639,037	4,209,511
Equipment Hire	5,098	7,072
Food (Catering)	33,056	27,944
Fuel and Oil	231,333	207,274
Internet Service Provider	24,371	24,192
IT Equipment	128,726	112,646
Journals / Periodicals	11,572	12,882
Licence Fees	3,244	3,240
Materials	546,788	568,688
Membership & Subscriptions	39,935	40,835
Network Communication	10,477	1,449
Office Equipment	4,683	9,281
On-line Resources	3,643	894
Other Equipment	989,270	221,271

# Alice Springs Town Council

## Notes to and Forming Part of the General Purpose Financial Statements for the year ended 30th June 2008

### Note 4 - OPERATING EXPENSES (Cont'd)

	2008	2007
	\$	\$
Printing	33,030	23,902
Promotional / Education	3,315	1,719
Security	34,407	33,766
Software Development and Fees	24,000	-
Software Licence and Maintenance Fees	90,237	136,787
Stationery	22,104	22,654
Stock Write-off	3,150	-
<b>Sub-Total:- Council</b>	<b>5,215,984</b>	<b>5,889,461</b>
<b><u>Alice Solar City</u></b>		
Audit Fees	900	-
Consulting Fees	256,546	-
Contract Material and Labour	( 66,913)	11,689
Energy Efficiency	6,872	-
Flat Panel PV Systems	46,747	-
Food (Catering)	1,903	-
Fuel and Oil	609	-
IT Equipment	22,261	-
Materials	14,042	-
Membership & Subscriptions	683	-
Office Equipment	24,095	-
Other Equipment	4,046	-
Security	482	-
Software Licence and Maintenance Fees	9,292	-
Solar Hot Water	11,760	-
Stationery	4,620	-
<b>Sub-Total:- Alice Solar City</b>	<b>337,945</b>	<b>11,689</b>
<b>Total Materials &amp; Contracts</b>	<b>5,553,929</b>	<b>5,901,150</b>
<b>c) Interest Charges</b>		
<b><u>Council</u></b>		
Finance Expenses - Provision for Restoration of Landfill	145,000	-
Interest Expenses - Bank Loan	296,072	308,260
<b>Total Interest Charges</b>	<b>441,072</b>	<b>308,260</b>

# Alice Springs Town Council

## Notes to and Forming Part of the General Purpose Financial Statements for the year ended 30th June 2008

### Note 4 - OPERATING EXPENSES (Cont'd)

	2008 \$	2007 \$
<b>d) Depreciation, Amortisation &amp; Impairment</b>		
<b><u>Council</u></b>		
Land Improvements	1,004,407	904,692
Buildings	844,923	830,513
Furniture & Office Equipment	157,112	107,604
Plant & Equipment	525,982	481,611
Infrastructure:		
- Sealed Roads	1,482,349	1,470,212
- Unsealed Roads	35,890	35,890
- Stormwater Drainage	363,345	363,211
- Other	257,349	493,242
<b>Sub-Total:- Council</b>	<u>4,671,357</u>	<u>4,686,975</u>
<b><u>Alice Solar City</u></b>		
Furniture & Office Equipment	12,129	-
Alice Solar City Brand	3,247	-
<b>Sub-Total:- Alice Solar City</b>	<u>15,376</u>	<u>-</u>
<b>Total Depreciation, Amortisation &amp; Impairment</b>	<u><u>4,686,733</u></u>	<u><u>4,686,975</u></u>
<b>e) Other Expenses</b>		
<b><u>Council</u></b>		
Advertising	205,875	110,393
Aldermen Allowances	152,300	158,135
Elected Members - Training Course Fees	-	4,645
Elected Members - Travel & Accommodation	9,488	8,318
Elected Member Other Expenses	117	237
Bad & Doubtful Debts	( 18,341)	99,872
Bank Fees	611	72
Can Refunds	22,811	-
Cashier Overs/Unders	( 3,891)	65
Donations & Contributions to Local & Regional Bodies	183,030	167,704
Depot Damage Control	-	46,162
Electricity and Gas	220,611	258,065
Freight	4,390	9,900
Insurance	216,972	214,099
Legal Fees	2,391	18,898
Merchant Transaction Fees	54,133	51,530
Miscellaneous Expenses	-	1,754
Pensioner Concessions	188,850	171,906
Postage	19,759	17,196
Rates - Early Bird draw	7,382	8,645
Rates Written off / Wavered	45	3,615

## **Alice Springs Town Council**

### **Notes to and Forming Part of the General Purpose Financial Statements for the year ended 30th June 2008**

#### **Note 4 - OPERATING EXPENSES (Cont'd)**

	<b>2008</b>	<b>2007</b>
	<b>\$</b>	<b>\$</b>
Relocation Expenses	12,207	-
Small Balances Write-off	-	3,242
Street Lighting	357,337	333,445
Telephone	61,014	58,418
Unexpended Funds Returned	-	20,908
Vehicle Registration	41,833	38,594
Water & Sewerage Charges	553,004	502,117
Other	1,920	-
<b>Sub-Total:- Council</b>	<b>2,293,848</b>	<b>2,307,935</b>
<b><u>Alice Solar City</u></b>		
Advertising	74,583	-
Bank Fees	43	-
Chairman Sitting Fees	28,313	-
Electricity and Gas	1,007	-
Legal Fees	2,382	-
Merchant Transaction Fees	270	-
Postage	803	-
Rent	27,141	-
Telephone	7,553	-
Travel & Accommodation Expenses	2,307	-
Vehicle Registration	444	-
<b>Sub-Total:- Alice Solar City</b>	<b>144,846</b>	<b>-</b>
<b>Total Other Expenses</b>	<b>2,438,694</b>	<b>2,307,935</b>



## **Alice Springs Town Council**

### **Notes to and Forming Part of the General Purpose Financial Statements for the year ended 30th June 2008**

#### **Note 5 - GAIN OR LOSS ON DISPOSAL OF ASSETS**

	<b>2008</b>	<b>2007</b>
	<b>\$</b>	<b>\$</b>
<b>Gain (or Loss) on Disposal of Plant &amp; Equipment</b>		
Proceeds from disposal	199,465	69,175
Less: Carrying Amount of Assets Sold	226,522	85,222
<b>Total Gain (or Loss) on Disposal of Plant &amp; Equipment</b>	<b>( 27,057 )</b>	<b>( 16,047 )</b>
<b>Total Gain (or Loss) on Disposal of Assets</b>	<b>( 27,057 )</b>	<b>( 16,047 )</b>

## Alice Springs Town Council

### Notes to and Forming Part of the General Purpose Financial Statements for the year ended 30th June 2008

#### Note 6 - CASH AND INVESTMENTS

	2008 \$	2007 \$
<b>Cash Assets</b>		
<u><b>Council</b></u>		
Cash on Hand and at Bank	1,480,658	1,374,559
Short Term Deposits	15,504,606	13,102,089
<b>Sub-Total:- Council</b>	<u>16,985,264</u>	<u>14,476,648</u>
<u><b>Alice Solar City</b></u>		
Cash on Hand and at Bank	871,272	-
<b>Sub-Total:- Alice Solar City</b>	<u>871,272</u>	<u>-</u>
<b>Total Cash Assets</b>	<u><u>17,856,536</u></u>	<u><u>14,476,648</u></u>

*Cash Assets comprise highly liquid investments with short periods to maturity subject to insignificant risk of changes in value. Cash Assets subject to external restrictions that are not expected to be discharged during the next reporting period are classified as Non-Current.*

#### RESTRICTED CASH AND INVESTMENTS SUMMARY

##### External Restrictions

- Included in Liabilities	-	-
- Included in Revenue	2,386,662	1,108,716
- Included in Equity	10,058,269	9,481,032

<b>Total External Restrictions</b>	<u>12,444,931</u>	<u>10,589,748</u>
------------------------------------	-------------------	-------------------

##### Internal Restrictions

- Included in Liabilities	3,398,885	3,191,679
- Included in Revenue	71,011	-
- Included in Equity	4,227,847	3,090,407

<b>Total Internal Restrictions</b>	<u>7,697,743</u>	<u>6,282,086</u>
------------------------------------	------------------	------------------

<b>Total Assets Subject to Restrictions</b>	<u>20,142,674</u>	<u>16,871,834</u>
---	-------------------	-------------------

<b>Total Unrestricted</b>	( 2,286,138)	( 2,395,186)
---------------------------	--------------	--------------

<b>Total Cash Assets</b>	<u><u>17,856,536</u></u>	<u><u>14,476,648</u></u>
--------------------------	--------------------------	--------------------------

# Alice Springs Town Council

## Notes to and Forming Part of the General Purpose Financial Statements for the year ended 30th June 2008

### Note 6 - CASH AND INVESTMENTS (Cont'd)

	2008 \$	2007 \$
<b>RESTRICTED CASH AND INVESTMENTS - DETAIL</b>		
<b>External Restrictions</b>		
<b>Included in Revenue</b>		
Developer Contributions (D)		
- Parking	3,894	37,702
- Roads	70,000	-
Aquatic Centre incl Interest (F)	1,016,561	516,973
Other Specific Purpose Unexpended Grants (F)	226,766	545,648
<b><u>Alice Solar City</u></b>		
Solar Cities Consortium Funds (F)	1,069,441	8,393
<b>Sub-Total:- Alice Solar City</b>	<u>1,069,441</u>	<u>8,393</u>
<b>Total Included in Revenue</b>	<u>2,386,662</u>	<u>1,108,716</u>
<b>Included in Equity</b>		
Developer Contributions (D)	88,298	50,596
Aquatic Centre (F)	8,516,973	8,000,000
Ross Park Lights & Clubrooms (F)	257,463	491,056
Todd River Rechannelling (F)	30,635	83,434
Todd River Walk (F)	260,755	327,303
Leichhardt Terrace Park Upgrade (F)	300,000	300,000
Other Specific Purpose Unexpended Grants (F)	520,752	228,643
<b><u>Alice Solar City</u></b>		
Solar Cities Consortium Funds	83,393	-
<b>Sub-Total:- Alice Solar City</b>	<u>83,393</u>	<u>-</u>
<b>Total Included in Equity</b>	<u>10,058,269</u>	<u>9,481,032</u>
<b>Total External Restrictions</b>	<u><u>12,444,931</u></u>	<u><u>10,589,748</u></u>
<b>Internal Restrictions</b>		
<b>Included in Liabilities</b>		
Waste Facility Restoration	2,145,000	2,000,000
Net of Liabilities & Debtors	1,253,885	1,191,679
<b>Total Included in Liabilities</b>	<u>3,398,885</u>	<u>3,191,679</u>
<b>Included in Revenue</b>		
Sports Facility	71,011	-
<b>Total Included in Revenue</b>	<u>71,011</u>	<u>-</u>

## Alice Springs Town Council

### Notes to and Forming Part of the General Purpose Financial Statements for the year ended 30th June 2008

#### Note 6 - CASH AND INVESTMENTS (Cont'd)

	2008 \$	2007 \$
<b>Included in Equity</b>		
Asset Replacement	30,000	30,000
Commitments for Expenditure (excl Tied Amounts)	471,627	840,242
Employee Entitlements	298,662	298,662
Infrastructure	1,083,875	581,875
Sports Facility	617,072	517,628
Unexpended Funds	1,006,611	202,000
Waste Facility Replacement	720,000	620,000
<b>Total Included in Equity</b>	<b>4,227,847</b>	<b>3,090,407</b>
<b>Total Internal Restrictions</b>	<b>7,697,743</b>	<b>6,282,086</b>

#### **Legend**

- D Development contributions that are not yet expended for the provision of services and amenities in accordance with contribution plans (also includes those not under contribution plans).*
- F Grants that are not yet expended for the purposes for which the grants were obtained.*

## Alice Springs Town Council

### Notes to and Forming Part of the General Purpose Financial Statements for the year ended 30th June 2008

#### Note 7 - RECEIVABLES

	2008 \$	2007 \$
<b>Receivables</b>		
<b><u>Council</u></b>		
Rates & Annual Charges	920,607	775,380
User Charges & Fees	493,433	581,514
Accrued Income	93,502	22,853
ATO	131,560	87,679
Other	83,225	30,004
	<u>1,722,327</u>	<u>1,497,430</u>
Less: Provision for Doubtful Debts	120,041	139,292
<b>Sub-Total:- Council</b>	<u>1,602,286</u>	<u>1,358,138</u>
<b><u>Alice Solar City</u></b>		
ATO	8,795	-
Other	217,115	-
	<u>225,910</u>	<u>-</u>
Less: Provision for Doubtful Debts	-	-
<b>Sub-Total:- Alice Solar City</b>	<u>225,910</u>	<u>-</u>
<b>Total Receivables</b>	<u><u>1,828,196</u></u>	<u><u>1,358,138</u></u>



## Alice Springs Town Council

### Notes to and Forming Part of the General Purpose Financial Statements for the year ended 30th June 2008

#### Note 8 - OTHER ASSETS

	2008 \$	2007 \$
<b>CURRENT ASSETS</b>		
a) Inventories		
<u>Council</u>		
Stores & Materials	209,632	94,933
<b>Total Inventories</b>	<u>209,632</u>	<u>94,933</u>
<b>NON-CURRENT ASSETS</b>		
c) Work in Progress		
<u>Council</u>		
Aquatic Centre	1,176,944	82,047
Civic Centre	844	107,452
Gap Road / Congress Carpark Reconfigure	6,421	-
Gillen Club / Newland Park Proposal	1,520	-
Hartley Street Car Park - Exeloo	-	244,085
Hartley Street Car Park - Drinking Fountain	-	1,848
Plant & Equipment	46,743	-
Playground Equipment	-	48,423
Public Art	7,711	-
Roads to Recovery	35,029	19,748
Roads to Recovery - Additional	94,692	42,125
Ross Park Lights & Clubrooms	243,259	8,945
Sadadeen Child Care Centre	3,385	-
Solitaire Metal Pay Phone	2,600	-
Todd Mall Pavers	11,862	-
<b>Total Work in Progress</b>	<u>1,631,010</u>	<u>554,673</u>

# Alice Springs Town Council

## Notes to and Forming Part of the General Purpose Financial Statements for the year ended 30th June 2008

### Note 9 - PROPERTY, PLANT & EQUIPMENT

	2007			CARRYING AMOUNT OF MOVEMENTS DURING YEAR					2008		
	AT FAIR VALUE	ACCUM DEPN	CARRYING AMOUNT	ASSET PURCHASES	NET REVALUATION	ASSET DISPOSALS		DEPRECIATION	AT FAIR VALUE	ACCUM DEPN	CARRYING AMOUNT
						FAIR VALUE	DEPRECIATION ADJUSTMENT				
<b>Council</b>											
Land - Council owned and controlled	44,002,450	-	44,002,450	-	-	-	-	-	44,002,450	-	44,002,450
Land Improvements	15,668,412	(2,591,791)	13,076,621	888,211	-	(19,000)	3,638	(1,004,407)	16,537,623	(3,592,560)	12,945,063
Buildings	24,168,294	(1,791,792)	22,376,502	332,825	-	(14,000)	1,588	(844,923)	24,487,119	(2,635,127)	21,851,992
Furniture & Office Equipment	703,646	(167,700)	535,946	256,860	-	-	-	(157,112)	960,506	(324,812)	635,694
Plant & Equipment	3,927,486	(1,217,481)	2,710,005	962,585	-	(339,615)	140,867	(525,982)	4,550,456	(1,602,596)	2,947,860
Infrastructure:											
- Sealed Roads	59,288,465	(4,398,503)	54,889,962	1,766	-	-	-	(1,482,349)	59,290,231	(5,880,852)	53,409,379
- Unsealed Roads	356,850	(107,669)	249,181	-	-	-	-	(35,890)	356,850	(143,559)	213,291
- Stormwater Drainage	34,518,655	(1,089,548)	33,429,107	-	-	-	-	(363,345)	34,518,655	(1,452,893)	33,065,762
- Other	4,233,843	(1,205,342)	3,028,501	66,549	-	-	-	(257,349)	4,300,392	(1,462,691)	2,837,701
Art Collection & Heritage	2,001,615	-	2,001,615	-	-	-	-	-	2,001,615	-	2,001,615
<b>Sub-Total:- Council</b>	<b>188,869,716</b>	<b>(12,569,826)</b>	<b>176,299,890</b>	<b>2,508,796</b>	<b>-</b>	<b>(372,615)</b>	<b>146,093</b>	<b>(4,671,357)</b>	<b>191,005,897</b>	<b>(17,095,090)</b>	<b>173,910,807</b>
<b>Alice Solar City</b>											
Furniture & Office Equipment	-	-	-	198,178	-	-	-	(12,129)	198,178	(12,129)	186,049
Alice Solar City Brand	-	-	-	116,905	-	-	-	(3,247)	116,905	(3,247)	113,658
<b>Sub-Total:- Alice Solar City</b>	<b>104,326,914</b>	<b>(8,018,543)</b>	<b>96,308,371</b>	<b>1,345,983</b>	<b>-</b>	<b>(339,615)</b>	<b>140,867</b>	<b>(2,680,291)</b>	<b>105,333,282</b>	<b>(10,557,967)</b>	<b>94,775,315</b>
<b>Totals</b>	<b>188,869,716</b>	<b>(12,569,826)</b>	<b>176,299,890</b>	<b>2,823,879</b>	<b>-</b>	<b>(372,615)</b>	<b>146,093</b>	<b>(4,686,733)</b>	<b>191,320,980</b>	<b>(17,110,466)</b>	<b>174,210,514</b>

	2006			CARRYING AMOUNT OF MOVEMENTS DURING YEAR					2007		
	AT FAIR VALUE	ACCUM DEPN	CARRYING AMOUNT	ASSET PURCHASES	NET REVALUATION	ASSET DISPOSALS		DEPRECIATION	AT FAIR VALUE	ACCUM DEPN	CARRYING AMOUNT
						FAIR VALUE	DEPRECIATION ADJUSTMENT				
Land - Council owned and controlled	30,467,600	-	30,467,600	-	13,534,850	-	-	-	44,002,450	-	44,002,450
Land Improvements	13,475,919	(1,687,099)	11,788,820	2,192,493	-	-	-	(904,692)	15,668,412	(2,591,791)	13,076,621
Buildings	22,472,652	(961,279)	21,511,373	1,695,642	-	-	-	(830,513)	24,168,294	(1,791,792)	22,376,502
Furniture & Office Equipment	516,146	(60,096)	456,050	187,500	-	-	-	(107,604)	703,646	(167,700)	535,946
Plant & Equipment	3,660,180	(738,639)	2,921,541	355,296	-	(87,990)	2,769	(481,611)	3,927,486	(1,217,481)	2,710,005
Infrastructure:											
- Sealed Roads	58,786,174	(2,928,291)	55,857,883	502,291	-	-	-	(1,470,212)	59,288,465	(4,398,503)	54,889,962
- Unsealed Roads	356,850	(71,779)	285,071	-	-	-	-	(35,890)	356,850	(107,669)	249,181
- Stormwater Drainage	34,501,000	(726,337)	33,774,663	17,655	-	-	-	(363,211)	34,518,655	(1,089,548)	33,429,107
- Other	3,993,235	(712,100)	3,281,135	240,608	-	-	-	(493,242)	4,233,843	(1,205,342)	3,028,501
Art Collection & Heritage	2,001,615	-	2,001,615	-	-	-	-	-	2,001,615	-	2,001,615
<b>Totals</b>	<b>170,231,371</b>	<b>(7,885,620)</b>	<b>162,345,751</b>	<b>5,191,485</b>	<b>13,534,850</b>	<b>(87,990)</b>	<b>2,769</b>	<b>(4,686,975)</b>	<b>188,869,716</b>	<b>(12,569,826)</b>	<b>176,299,890</b>

# Alice Springs Town Council

## Notes to and Forming Part of the General Purpose Financial Statements for the year ended 30th June 2008

### Note 10 - PAYABLES, PROVISIONS AND BORROWINGS

	2008 \$	2007 \$
<b>CURRENT LIABILITIES</b>		
<b>a) Payables</b>		
<b><u>Council</u></b>		
Goods & Services	796,346	558,314
Accrued Expenses	581,190	533,534
Deposits, Retentions & Bonds	74,173	110,849
Unearned Income	212,098	178,327
<b>Sub-Total:- Council</b>	<u>1,663,807</u>	<u>1,381,024</u>
<b><u>Alice Solar City</u></b>		
Goods & Services	79,856	-
Accrued Expenses	10,413	-
<b>Sub-Total:- Alice Solar City</b>	<u>90,269</u>	<u>-</u>
<b>Total Payables</b>	<u><u>1,754,076</u></u>	<u><u>1,381,024</u></u>
<b>b) Borrowings</b>		
<b><u>Council</u></b>		
Westpac Loan - Civic Centre *	252,634	234,532
<b>Total Borrowings</b>	<u><u>252,634</u></u>	<u><u>234,532</u></u>
<b>c) Provisions</b>		
<b><u>Council</u></b>		
Airmiles	44,986	36,037
Annual Leave	869,842	832,188
Long Service Leave	379,796	331,451
Rostered Days Off	46,131	33,247
<b>Sub-Total:- Council</b>	<u>1,340,755</u>	<u>1,232,923</u>
<b><u>Alice Solar City</u></b>		
Annual Leave	30,825	-
Long Service Leave	2,453	-
<b>Sub-Total:- Alice Solar City</b>	<u>33,278</u>	<u>-</u>
<b>Total Provisions</b>	<u><u>1,374,033</u></u>	<u><u>1,232,923</u></u>
<b>Total Current Liabilities</b>	<u><u>3,380,743</u></u>	<u><u>2,848,479</u></u>

# Alice Springs Town Council

## Notes to and Forming Part of the General Purpose Financial Statements for the year ended 30th June 2008

### Note 10 - PAYABLES, PROVISIONS AND BORROWINGS

	2008 \$	2007 \$
<b>NON-CURRENT LIABILITIES</b>		
<b>d) Borrowings</b>		
<u>Council</u>		
Westpac Loan - Civic Centre *	3,984,981	4,263,065
<b>Total Borrowings</b>	<u>3,984,981</u>	<u>4,263,065</u>
<b>e) Provisions</b>		
<u>Council</u>		
Long Service Leave	122,262	151,806
Restoration of the Landfill Site	2,145,000	2,000,000
<b>Sub-Total:- Council</b>	<u>2,267,262</u>	<u>2,151,806</u>
<u>Alice Solar City</u>		
Long Service Leave	11,128	-
<b>Sub-Total:- Alice Solar City</b>	<u>11,128</u>	<u>-</u>
<b>Total Provisions</b>	<u>2,278,390</u>	<u>2,151,806</u>
<b>Total Non-Current Liabilities</b>	<u>6,263,371</u>	<u>6,414,871</u>

\* All Council's interest bearing liabilities are secured over the future revenues of the Council.

## Alice Springs Town Council

### Notes to and Forming Part of the General Purpose Financial Statements for the year ended 30th June 2008

#### Note 11 - RECONCILIATION OF CASH FLOW STATEMENT

	2008 \$	2007 \$
<b>a) Reconciliation of Cash</b>		
For the purposes of the Cash Flow Statement, the Council considers cash to include cash on hand and in the bank and short term deposits. Cash at the end of the reporting period as shown in the Cash Flow Statement is reconciled to the related items in the Balance Sheet as follows:		
Cash on Hand and at Bank	2,351,930	1,374,559
Short Term Deposits	15,504,606	13,102,089
<b>Balances as per Cash Flow Statement</b>	<u>17,856,536</u>	<u>14,476,648</u>
<b>b) Reconciliation of Surplus / (Deficit) for the Year to Cash from Operating Activities</b>		
<b>Surplus / (Deficit) for the Year</b>	<b>2,566,176</b>	<b>( 2,115,656)</b>
<b><u>Add:</u></b>		
Depreciation, Amortisation & Impairment	4,686,733	4,686,975
Increase in Provision for Doubtful Debts	-	94,292
Increase in Employee Leave Provisions	122,694	209,823
Increase in Other Provisions	145,000	1,990,932
Decrease in Inventories	-	10,208
Decrease in Other Current Assets	-	46,608
Increase in Payables	526,934	-
Loss on Disposal of Assets	27,057	16,047
	<u>5,508,418</u>	<u>7,054,885</u>
<b><u>Less:</u></b>		
Decrease in Provision for Doubtful Debts	( 19,251)	-
Increase in Receivables	( 446,144)	( 436,762)
Increase in Inventories	( 114,699)	-
Decrease in Payables	-	( 727,610)
Decrease in Payroll Creditors	( 153,882)	( 215,562)
	<u>( 733,976)</u>	<u>( 1,379,934)</u>
<b>Net Cash Provided By Operating Activities</b>	<u><u>7,340,618</u></u>	<u><u>3,559,295</u></u>



## Alice Springs Town Council

### Notes to and Forming Part of the General Purpose Financial Statements for the year ended 30th June 2008

#### Note 12 - COMMITMENTS FOR EXPENDITURE

	2008 \$	2007 \$
<b>Capital Commitments</b>		
Capital expenditure committed for at the reporting date but not recognised in the financial statements as liabilities:		
Buildings	51,980	66,177
- Aquatic Centre (see Note 6)	14,956,852	-
Land Improvements	7,200	-
Plant and Equipment	380,852	707,103
Roads	102,250	-
<b>Total Capital Commitments</b>	<b>15,499,134</b>	<b>773,280</b>

These expenditures are payable as follows:

Not later than 1 year	10,408,225	773,280
Later than 1 year and not later than 2 years	5,090,909	-
Later than 2 years and not later than 5 years	-	-
Later than 5 years	-	-
	<b>15,499,134</b>	<b>773,280</b>

#### Other Expenditure Commitments

Expenditure other than Capital committed for at the reporting date but not recognised in the financial statements as liabilities:

Materials & Contracts	331,540	116,122
Training	105	-
Other	409	-
<b>Total Capital Commitments</b>	<b>332,054</b>	<b>116,122</b>

These expenditures are payable as follows:

Not later than 1 year	332,054	116,122
Later than 1 year and not later than 2 years	-	-
Later than 2 years and not later than 5 years	-	-
Later than 5 years	-	-
	<b>332,054</b>	<b>116,122</b>

## Alice Springs Town Council

### Notes to and Forming Part of the General Purpose Financial Statements for the year ended 30th June 2008

#### Note 13 - STATEMENT OF PERFORMANCE MEASUREMENT

	2008 \$	2007 \$	2006 \$	2005 \$	2004 \$
<b>a) Current Ratio</b>					
<u>Current Assets</u> Current Liabilities	5.88:1	5.59:1	4.72:1	5.04:1	3.76:1
<b>b) Debt Service Ratio</b>					
<u>Net Debt Service Cost</u> Total Operating Revenue	0.0125:1	0.0167:1	0.0120:1	0.0002:1	0.0001:1
<b>c) Rate Coverage Ratio</b>					
<u>Rates &amp; Annual Charges</u> Total Revenue	56.06%	65.37%	42.24%	59.62%	58.97%
<b>d) Rates &amp; Annual Charges Outstanding Percentage</b>					
<u>Rates &amp; Annual Charges Outstanding</u> Rates & Annual Charges Collectible	7.33%	6.92%	6.58%	6.24%	6.49%

# Alice Springs Town Council

## Notes to and Forming Part of the General Purpose Financial Statements for the year ended 30th June 2008

### Note 14 - CONDITIONS OVER GRANTS & CONTRIBUTIONS

	2008		2007	
	\$	\$	\$	\$
	<u>Grants</u>	<u>Contributions</u>	<u>Grants</u>	<u>Contributions</u>
Grants and contributions that were obtained on the condition that they be expended on specified purposes or in a future period but which are not yet expended in accordance with those conditions, are as follows:				
Unexpended at the close of the previous reporting period	10,493,057	88,298	10,327,668	50,596
<u>Less:</u>				
Expended during the current reporting period from revenues recognised in previous reporting periods	606,479	-	897,232	-
<u>Plus:</u>				
Amounts recognised as revenues in current reporting period but not yet expended in accordance with the conditions	1,798,362	458,690	1,062,621	37,702
Unexpended at the close of the current reporting period and held as restricted assets	11,684,940	546,988	10,493,057	88,298
Net increase in restricted assets in the current reporting period	1,191,883	458,690	165,389	37,702

## Alice Springs Town Council

### Notes to and Forming Part of the General Purpose Financial Statements for the year ended 30th June 2008

#### Note 15 - STATEMENT OF CONTRIBUTIONS

Contributions made by developers (as a condition of planning consent) for the future provision or enhancement of public services impacted by the development are recognised as income when Council gains control over the cash or other assets contributed.

	2008 \$	2007 \$
<b>PURPOSE</b>		
<b>a) Parking</b>		
Opening Balance	88,298	50,596
Contributions Received During Year	3,894	37,702
<b>Total Parking</b>	<u>92,192</u>	<u>88,298</u>
<b>b) Roads</b>		
Opening Balance	-	-
Contributions Received During Year	70,000	-
<b>Total Roads</b>	<u>70,000</u>	<u>-</u>
<b>Total Contributions Held as a Restricted Asset</b>	<u>162,192</u>	<u>88,298</u>

# Alice Springs Town Council

## Notes to and Forming Part of the General Purpose Financial Statements for the year ended 30th June 2008

### Note 16 - FINANCIAL INSTRUMENTS

#### Interest Rate Risk Exposure

The Council's exposure to interest rate risk consists of:

	Floating Interest Rate \$	Fixed Interest Maturing In ≤ 1 year \$	≥ 1 year < 5 years \$	≥ 5 years \$	Non-Interest Bearing \$	Total \$
<b>2008</b>						
<b>Financial Assets</b>						
Cash Assets	2,351,930	15,504,606	-	-	-	17,856,536
Receivables		708,509	55,851	-	1,146,226	1,910,586
<b>Total Financial Assets</b>	<b>2,351,930</b>	<b>16,213,115</b>	<b>55,851</b>	<b>-</b>	<b>1,146,226</b>	<b>19,767,122</b>
<i>Weighted Average Interest Rate</i>	6.59%	8.29%	16.00%		0.00%	7.72%
<b>Financial Liabilities</b>						
Payables	-	-	-	-	950,375	950,375
Westpac Loan - Civic Centre	-	252,634	1,552,836	2,432,145	-	4,237,615
<b>Total Financial Liabilities</b>	<b>-</b>	<b>252,634</b>	<b>1,552,836</b>	<b>2,432,145</b>	<b>950,375</b>	<b>5,187,990</b>
<i>Weighted Average Interest Rate</i>		6.75%	6.75%	6.75%		6.75%
<b>2007</b>						
<b>Financial Assets</b>						
Cash Assets	1,374,559	13,102,089	-	-	-	14,476,648
Receivables	-	775,380	60,514	-	699,197	1,535,091
<b>Total Financial Assets</b>	<b>1,374,559</b>	<b>13,877,469</b>	<b>60,514</b>	<b>-</b>	<b>699,197</b>	<b>16,011,739</b>
<i>Weighted Average Interest Rate</i>	4.97%	6.79%	16.00%		0.00%	6.94%
<b>Financial Liabilities</b>						
Payables	-	-	-	-	669,163	669,163
Westpac Loan - Civic Centre	-	234,532	2,123,808	2,139,257	-	4,497,597
<b>Total Financial Liabilities</b>	<b>-</b>	<b>234,532</b>	<b>2,123,808</b>	<b>2,139,257</b>	<b>669,163</b>	<b>5,166,760</b>
<i>Weighted Average Interest Rate</i>		6.75%	6.75%	6.75%		6.75%

#### Credit Risk Exposure

Credit Risk represents the loss that would be recognised if counter parties fail to perform as contracted. The maximum credit risk on financial assets of the Council is the carrying amount, net of any provision for doubtful debts. The Council does not have any significant credit risk exposure to any single counterparty.

#### Net Fair Value

All carrying values approximate fair value for all recognised financial instruments.

## Alice Springs Town Council

### Notes to and Forming Part of the General Purpose Financial Statements for the year ended 30th June 2008

#### Note 16 - FINANCIAL INSTRUMENTS (Cont'd)

<u>Reconciliation of Financial Assets of Liabilities</u>	2008	2007
	\$	\$
<b>Net Financial Assets</b>		
Financial Assets	19,767,122	16,011,739
Financial Liabilities	( 5,187,990)	( 5,166,760)
	<u>14,579,132</u>	<u>10,844,979</u>
<b>Non-Financial Assets and Liabilities</b>		
Accrued Income	93,502	22,853
Provision for Doubtful Debts	( 120,041)	( 139,292)
Inventories	209,632	94,933
Work in Progress	1,631,010	554,673
Property, Plant & Equipment	174,210,514	176,299,893
Accrued Expenses	( 591,603)	( 533,534)
Unearned Income	( 212,098)	( 178,327)
Provisions	( 3,652,423)	( 3,384,729)
<b>Net Assets</b>	<u>186,147,625</u>	<u>183,581,449</u>
<b>Net Assets per Balance Sheet</b>	<u>186,147,625</u>	<u>183,581,449</u>