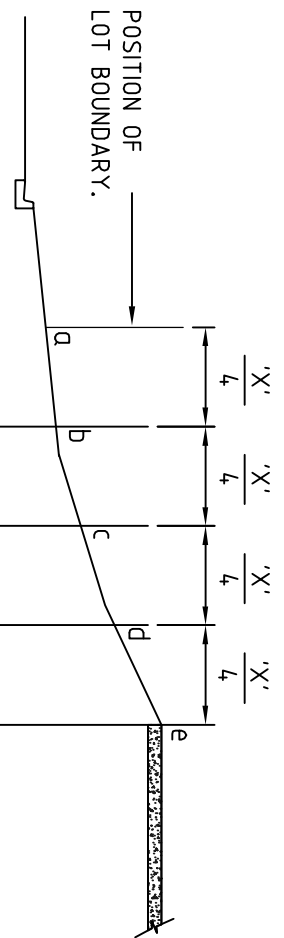
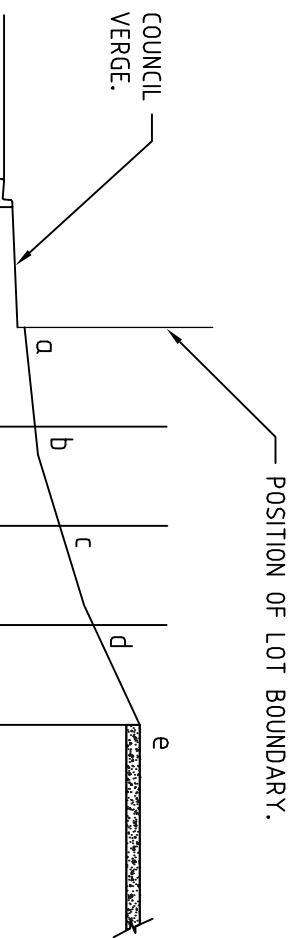


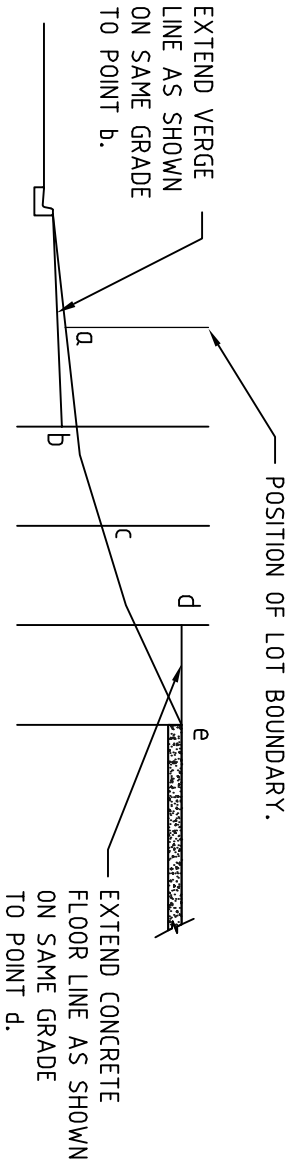
TYPICAL SIDE ELEVATION FOR PROPOSED DRIVEWAY



STEP 1 - DIVIDE DISTANCE 'X' BY 4



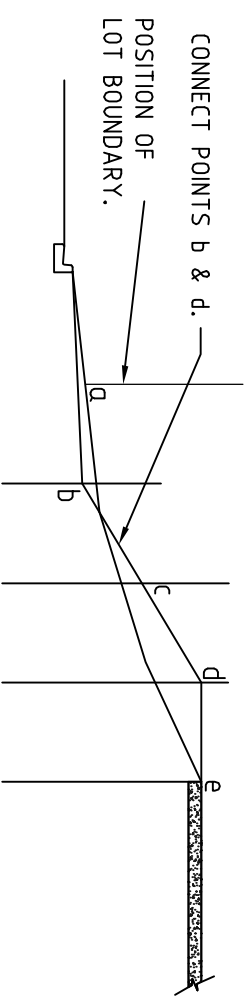
STEP 2 - GRADE COUNCIL VERGE UP TO (1:40) MAX



STEP 3

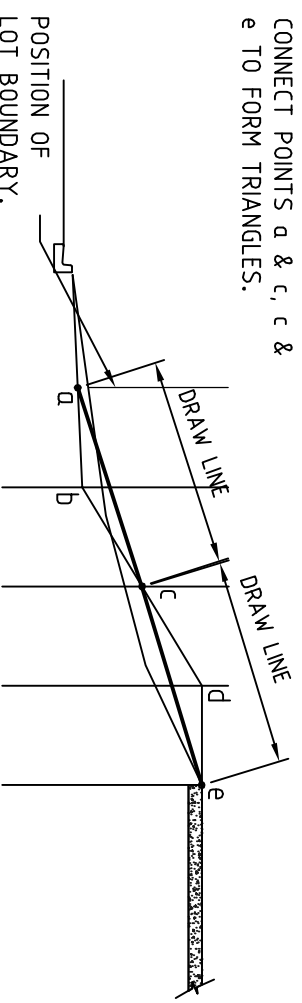
GUIDELINES FOR CONSTRUCTION OF SHORT STEEP DRIVEWAYS FOR COUNCIL APPROVAL

NTS



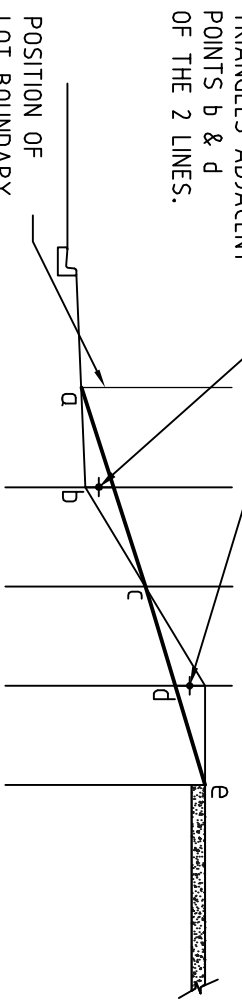
STEP 4

CONNECT POINTS b & d, c & e TO FORM TRIANGLES.

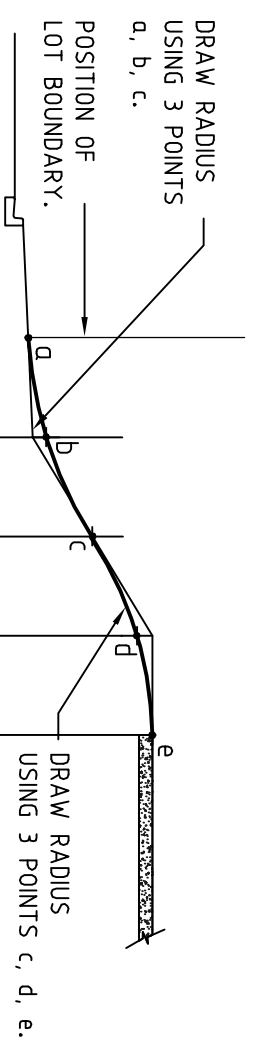


STEP 5

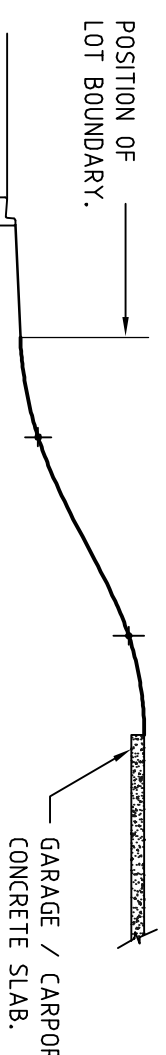
MARK A POINT IN THE MIDDLE OF THE TRIANGLES ADJACENT POINTS b & d OF THE 2 LINES.



STEP 6



STEP 7



FINISHED SIDE PROFILE FOR DRIVEWAY



ALICE SPRINGS TOWN COUNCIL

OUR TODD STREET AND GREGORY TERRACE
PHONE: (08) 89 500 500
FAX: (08) 89 530 558

SUBDIVISION AND DEVELOPMENT GUIDELINES
GUIDELINES FOR STEEP DRIVEWAY GRADING

REV B
DESCRIPTION DESIGN ISSUE
DATE November 2012
INITIALS ASTC

DRAWING NUMBER: ASTC - 116
DESIGNED: M/P
SURVEYED: N/A
DRAWN: ASTC

AMENDMENT: B
SCALE: AS SHOWN
DATE: Jan 2011