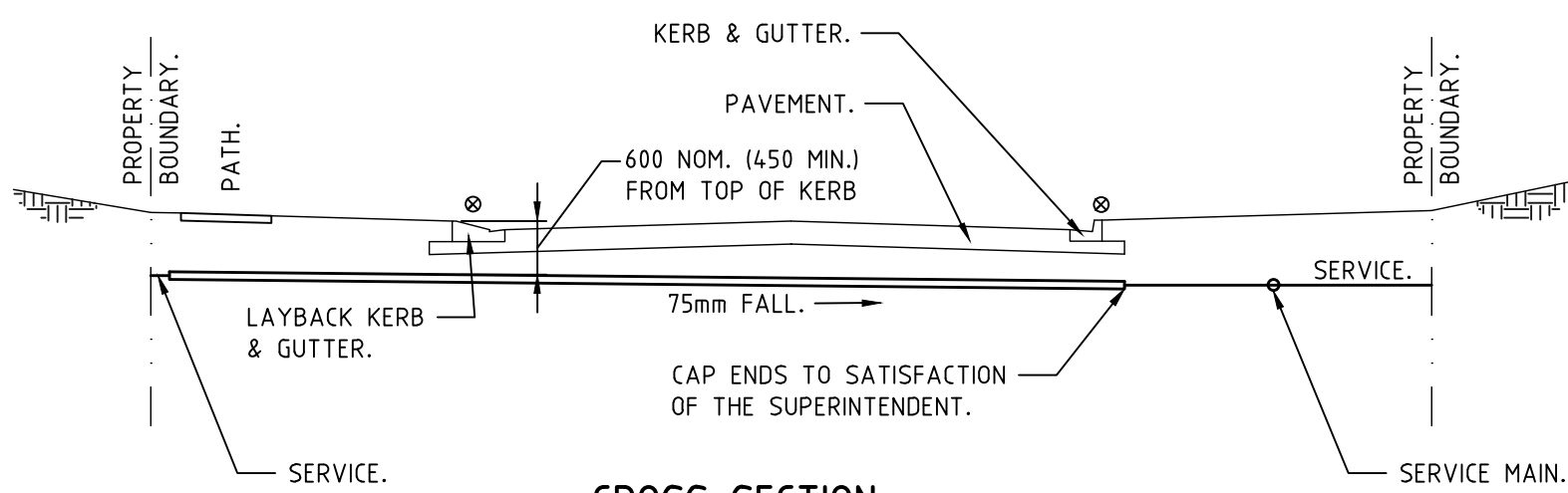
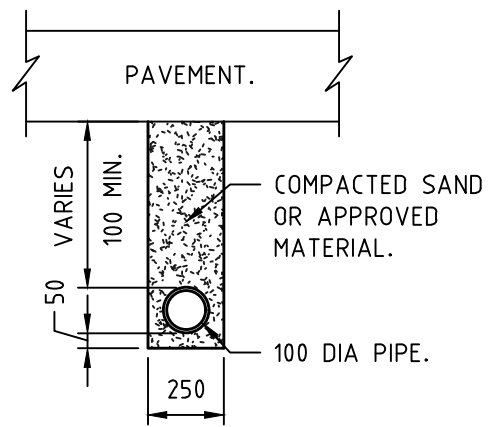


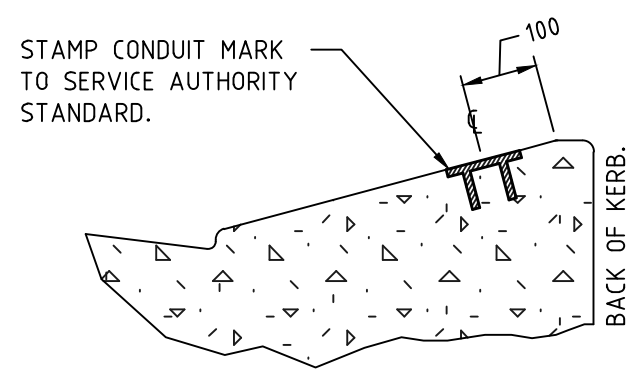
PLAN
NTS



CROSS SECTION
NTS



TYPICAL SECTION
SERVICE CONDUIT
NTS



SECTION THROUGH
LAYBACK KERB
NTS

LEGEND

⊗ SERVICE CONDUIT MARKER.

NOTES

1. TRIMMING AND COMPACTION OF THE SUBGRADE TO BE COMPLETED AND APPROVED BEFORE EXCAVATION FOR SERVICE CONDUITS IS COMMENCED. EXCAVATED MATERIAL SHALL BE THROWN ON THE FOOT PATH AND NOT ON THE SUBGRADE.
2. SERVICE CONDUIT ALTERNATIVES:-
100 DIA FR PIPES (S.F.) CLASS 1 OR 2 (R.R.J.)
100 DIA uPVC, CLASS 12.
AS SPECIFIED BY SERVICE AUTHORITY.
3. POSITIONS OF SERVICE CONDUITS SHOWN ARE TYPICAL ONLY. CONDUITS TO BE LOCATED AS SHOWN ON PROJECT DRAWINGS.
4. WHERE CONCRETE FOOTPATHS / CYCLE PATHS EXIST OR ARE PLANNED, THE SERVICE CONDUIT IS TO EXTEND PAST THE FAR SIDE OF THE PATH.
5. ALL DIMENSIONS IN MILLIMETRES (mm).



ALICE SPRINGS TOWN COUNCIL

CNR TODD STREET AND GREGORY TERRACE
PHONE: (08) 89 500 500
FAX: (08) 89 530 558

SUBDIVISION AND DEVELOPMENT GUIDELINES

CONDUITS UNDER THE ROAD

REV	DESCRIPTION	DATE	INITIALS
C	DESIGN ISSUE	05.02.18	ASTC

DRAWING NUMBER: ASTC - 103

AMENDMENT: C

DESIGNED: MP
SURVEYED: N/A
DRAWN: MR/TJK

SCALE: NOT TO SCALE
DATE: FEB 2018